

The Handy Unlimited Rides Pass

# JR-WEST RAIL PASS

## Extensive Regional Tourist Pass & One-way Ticket

Travel Across West Japan on Trains from Kansai to Hokuriku, Sanyo, San'in, and Hakata!



March 16, 2024  
Hokuriku Shinkansen  
Kanazawa - Tsuruga Route is Open!



Various benefits can be received upon presentation of a JR-WEST RAIL PASS!

Check these benefits on a smartphone or a PC!



★ Full of sightseeing locations and shopping benefits!



**Bicycle Rental Offer**

★ A bicycle rental service "Ekirin-kun" is available!  
(Only for adult ticket holders over 12 years old)  
\*Only adult-size bicycles are available.



**Car Rental Discount Offer**

★ 10% off when you rent a car at the station!





1 Kintaikyō Bridge



6 Tottori Sand Dunes



7 Kinosaki Onsen



10 Osaka Castle



12 Kenrokuen Garden



3 Onomichi

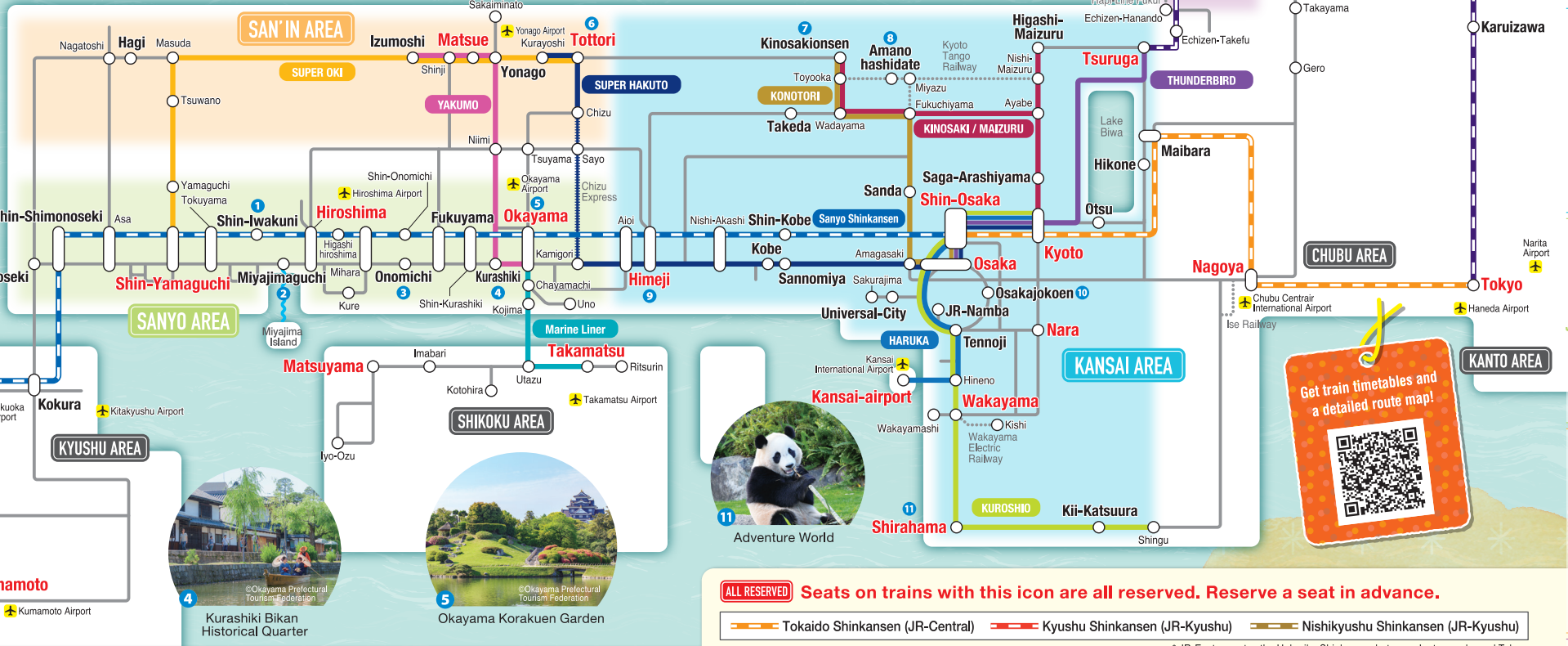


9 Himeji Castle




8 Amanohashidate

March 16, 2024  
Hokuriku Shinkansen  
Kanazawa – Tsuruga  
Route is Open!



2 Miyajima Itsukushima Shrine



4 Kurashiki Bikan Historical Quarter



5 Okayama Korakuen Garden



11 Adventure World



Get train timetables and a detailed route map!

**ALL RESERVED** Seats on trains with this icon are all reserved. Reserve a seat in advance.

— Tokaido Shinkansen (JR-Central) — Kyushu Shinkansen (JR-Kyushu) — Nishikyushu Shinkansen (JR-Kyushu)

\*JR-East operates the Hokuriku Shinkansen between Joetsumiyoko and Tokyo.

**Shinkansen Sanyo Shinkansen**

Shin-Osaka to Okayama	Approx. 45 mins.
Shin-Osaka to Hiroshima	Approx. 1 hr. 20 mins.
Shin-Osaka to Hakata	Approx. 2 hrs. 25 mins.

**Limited Express KINOSAKI / MAIZURU**

Kyoto to Kinosakionsen	Approx. 2 hrs. 20 mins.
Kyoto to Fukuchiyama	Approx. 1 hr. 15 mins.

ALL RESERVED

**Limited Express HARUKA**

Kansai-airport to Tennoji	Approx. 35 mins.
Kansai-airport to Osaka	Approx. 45 mins.
Kansai-airport to Kyoto	Approx. 1 hr. 15 mins.

**Limited Express KUROSHIO**

Osaka to Wakayama	Approx. 1 hr.
Osaka to Shirahama	Approx. 2 hrs. 20 mins.
Osaka to Kii-Katsuura	Approx. 3 hrs. 55 mins.

ALL RESERVED

**Limited Express THUNDERBIRD**

Osaka to Tsuruga	Approx. 1 hr. 20 mins.
------------------	------------------------

ALL RESERVED

**THUNDERBIRD + Hokuriku Shinkansen**

Osaka to Fukui	Approx. 1 hr. 45 mins.
Osaka to Kanazawa	Approx. 2 hrs. 10 mins.
Osaka to Toyama	Approx. 2 hrs. 35 mins.

ALL RESERVED \*THUNDERBIRD and KAGAYAKI

**Shinkansen Hokuriku Shinkansen**

Toyama to Tokyo	Approx. 2 hrs. 5 mins.
Kanazawa to Tokyo	Approx. 2 hrs. 25 mins.
Fukui to Tokyo	Approx. 2 hrs. 55 mins.

ALL RESERVED \*KAGAYAKI only

**Limited Express KONOTORI**

Osaka to Kinosakionsen	Approx. 2 hrs. 40 mins.
Osaka to Fukuchiyama	Approx. 1 hr. 35 mins.

ALL RESERVED

**Limited Express SUPER OKI**

Shin-Yamaguchi to Yonago	Approx. 4 hrs. 15 mins.
Shin-Yamaguchi to Tottori	Approx. 5 hrs. 20 mins.

**Limited Express SUPER HAKUTO**

Osaka to Tottori	Approx. 2 hrs. 25 mins.
------------------	-------------------------

ALL RESERVED

**Limited Express YAKUMO**

Okayama to Yonago	Approx. 2 hrs. 10 mins.
Okayama to Matsue	Approx. 2 hrs. 35 mins.
Okayama to Izumoshi	Approx. 3 hrs.

ALL RESERVED

**Marine Liner**

Okayama to Takamatsu	Approx. 55 mins.
----------------------	------------------

\*Travel times are approximate. \*Some trains cover a different area of operation. \*Products exclusive for inbound visitors cannot be used on Tokaido Shinkansen (Shin-Osaka – Tokyo). \*Some tourist destinations above may require visitors to travel on buses and so on from the nearest stations. Please see the travel information of each destination for details before traveling.

\*The image is for reference only.

\*The information displayed (including prices), is current as of March 16, 2024 and is subject to change.



Area	Available Stations	Kansai Sanyo San'in Hokuriku	Kansai Sanyo San'in Hokuriku	Kansai Sanyo San'in Hokuriku	Kansai Sanyo San'in Hokuriku	Kansai Sanyo San'in Hokuriku	Kansai Sanyo San'in Hokuriku	Kansai Sanyo San'in Hokuriku	Kansai Sanyo San'in Hokuriku	Kansai Sanyo San'in Hokuriku	Kansai Sanyo San'in Hokuriku	Kansai Sanyo San'in Hokuriku	Kansai Sanyo San'in Hokuriku	Kansai Sanyo San'in Hokuriku	Kansai Sanyo San'in Hokuriku	Kansai Sanyo San'in Hokuriku	Kansai Sanyo San'in Hokuriku	Kansai Sanyo San'in Hokuriku	Kansai Sanyo San'in Hokuriku	Kansai Sanyo San'in Hokuriku	Kansai Sanyo San'in Hokuriku	Kansai Sanyo San'in Hokuriku		
		*JAPAN RAIL PASS	JR-WEST All Area Pass	Kansai Area Pass	Kansai Mini Pass	Kansai WIDE Area Pass	Kansai-Hiroshima Area Pass	Kansai-San'in Area Pass	Kansai-Hokuriku Area Pass	*Setouchi Area Pass	Tottori-Matsue Pass	Sanyo-San'in Area Pass	*Sanyo-San'in Northern Kyushu Pass	Hiroshima-Yamaguchi Area Pass	Okayama-Hiroshima-Yamaguchi Area Pass	Kansai Sanyo San'in Hokuriku	*Hokuriku Arch Pass	*Takayama-Hokuriku Area Tourist Pass	*Ise-Kumano-Wakayama Area Tourist Pass	SANYO-SHINKANSEN One-way Ticket	HOKURIKU One-way Ticket	HARUKA One-way Ticket		
		P.5	P.6	P.7	P.8	P.9	P.10	P.11	P.12	P.13	P.14	P.15	P.16	P.17	P.18	P.19	P.20	P.21	P.22	P.23	P.24	P.25		
Kansai	Osaka Pref.	Osaka Sta.	●	●	●	●	●	●	●	●	●	●	●				●	●	●	●	●	●	●	
		Universal-City Sta.	●	●	●	●	●	●	●	●	●		●	●				●	●	●	▲	▲	▲	▲
	Kyoto Pref.	Kansai-airport Sta.	●	●	●	●	●	●	●	●	●		●	●				●	●					●
		Kyoto Sta.	●	●	●	●	●	●	●	●	●		●	●				●	●				●	●
		Saga-Arashiyama Sta.	●	●	●	●	●	●	●	●	●		●	●				●					▲	▲
	Hyogo Pref.	Amanohashidate Sta. (Kyoto Tango Railway)		●			●	●	●	●			●	●										
		Kobe Sta.	●	●	●	●	●	●	●	●	●		●	●				●						●
		Himeji Sta.	●	●	●		●	●	●	●	●		●	●										
		Kinosakionsen Sta.	●	●			●	●	●	●			●	●										
	Nara Pref.	Nara Sta.	●	●	●	●	●	●	●	●		●	●				●		●				●	
Shiga Pref.	Otsu Sta.	●	●	●		●	●	●	●		●	●				●	●							
Wakayama Pref.	Wakayama Sta.	●	●	●		●	●	●	●		●	●							●					
	Shirahama Sta.	●	●			●	●		●										●					
Sanyo	Okayama Pref.	Okayama Sta.	●	●			●	●	●	●		●	●		●								●	
		Kurashiki Sta.	●	●			●	●	●	●		●	●		●								▲	
	Hiroshima Pref.	Hiroshima Sta.	●	●				●		●		●	●	●	●	●							●	
		Miyajima (JR-West Miyajima Ferry)	●	●				●		●		●	●	●	●	●								
	Yamaguchi Pref.	Shin-Yamaguchi Sta.	●	●						●		●	●	●	●	●							●	
Shin-Iwakuni Sta.		●	●						●		●	●	●	●	●									
San'in	Tottori Pref.	Tottori Sta.	●	●			●	●	●		●	●	●											
		Yonago Sta.	●	●					●			●	●	●										
	Shimane Pref.	Matsue Sta.	●	●					●			●	●	●										
Izumoshi Sta.		●	●					●			●	●	●											
Hokuriku	Toyama Pref.	Toyama Sta.	●	●					●								●	●	●				●	
		Shin-Takaoka Sta.	●	●					●								●	●	●					
	Ishikawa Pref.	Kanazawa Sta.	●	●					●								●	●	●				●	
		Wakuraonsen Sta.	●	●					●								●	●						
	Fukui Pref.	Fukui Sta.	●	●					●								●	●	●				●	
Awaraonsen Sta.		●	●					●								●	●	●						
Shikoku	Kagawa Pref.	Takamatsu Sta.	●			●	●					●	●		●									
	Ehime Pref.	Matsuyama Sta.	●									●												
Kyushu	Fukuoka Pref.	Hakata Sta.	●	●								●	●	●	●								●	
	Kumamoto Pref.	Kumamoto Sta.	●										●										●	
Kanto	Tokyo Metropolis	Tokyo Sta.	●														●							

Kansai

Sanyo

San'in

Hokuriku



Convenient and essential rail pass while sightseeing around Japan!

# JAPAN RAIL PASS

For details



## Prices

Type	Ordinary Car		Green Car	
	Adult	Child	Adult	Child
7-days	50,000YEN	25,000YEN	70,000YEN	35,000YEN
14-days	80,000YEN	40,000YEN	110,000YEN	55,000YEN
21-days	100,000YEN	50,000YEN	140,000YEN	70,000YEN

**ELIGIBILITY FOR USE ①** You are a foreign tourist visiting Japan from abroad for sightseeing under the entry status of "Temporary Visitor".

**ELIGIBILITY FOR USE ②** Japanese expatriates who meet the following conditions.

People who have both their Japanese passport and written proof—obtained from the embassy or legation of Japan in the foreign country where they live—that they have been living legally in the country for 10 consecutive years or more

<For individuals who possess passports issued by both Japan and another country>  
In accordance with the Japanese Immigration Law, please present your Japanese passport to immigration when entering the country. In this case, your Japanese passport and a documentation verifying your stay in another country for 10 or more consecutive years, such as a certificate issued by a government office overseas will be required.

## How to purchase

### ① Purchase from a JR-specified shop or agent overseas

Please buy an Exchange Order at one of the affiliated offices below.  
JTB, NTA, KNT-CT Holdings, Tobu Top Tours, ANA (ANA Sales America)\*, Jalpak, and other affiliated agencies.

\*Sold only if boarding services operated by the ANA group.

### ② Purchase via an online ticket sales service

After purchasing a JAPAN RAIL PASS from the dedicated website, you can reserve seats through the same website.

## Available Area

The PASS is valid for JR lines, some railway lines operated by other operators, buses, and ferries in Japan. (Check the website for more information about accessible lines.)

The non-reserved and reserved seats on NOZOMI and MIZUHO require additional tickets besides the JAPAN RAIL PASS. Please purchase a NOZOMI / MIZUHO ticket for JAPAN RAIL PASS users.

NOZOMI / MIZUHO ticket for JAPAN RAIL PASS users

Main sections	Price	Main sections	Price
Tokyo to Shin-Osaka	4,960YEN	Shin-Osaka to Hakata	4,960YEN
Tokyo to Hiroshima	6,500YEN		
Tokyo to Hakata	8,140YEN	Shin-Osaka to Kagoshima-Chuo	9,460YEN

\*Green Car seats, reserved ordinary seats, and non-reserved ordinary seats are all priced the same, including taxes.

\*Purchase a NOZOMI / MIZUHO ticket for JAPAN RAIL PASS for every NOZOMI and MIZUHO service you use.



Images are for reference only

A single Pass lets you enjoy unexplored areas of West Japan, from Kansai to Hokuriku, Sanyo, San'in and Hakata!

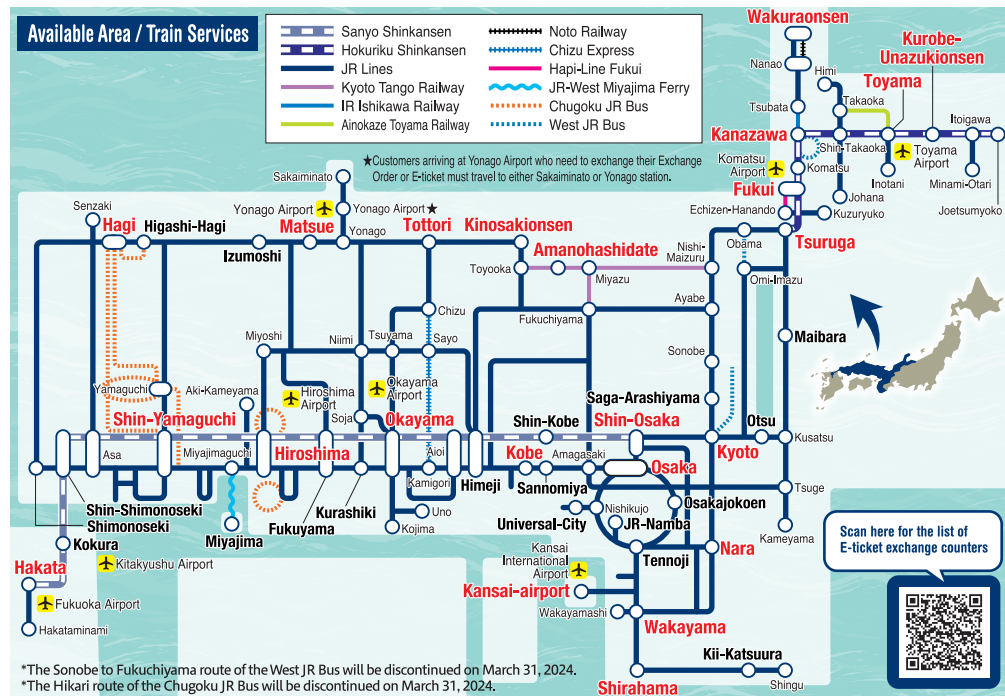
# JR-WEST All Area Pass



\* This photo is a visual impression. © 2024 SANRIO CO., LTD. APPROVAL NO. L648092

7-day  
**26,000YEN**  
[Child 13,000 YEN]

For details



Sanyo Shinkansen (Shin-Osaka - Hakata) (Including NOZOMI and MIZUHO)  
Hokuriku Shinkansen (Tsuruga - Joetsumiyoko)

Limited Express

Reserved Seats on ordinary cars unlimited times  
\*Seats must be reserved at the ticket office from the 7th booking

West JR Bus

Chugoku JR Bus  
\*Chugoku JR Bus: Hiroshima Meipuru-pu, Local and express buses (Super Hagi) only

JR-West Miyajima Ferry  
\*Separate visitor tax applies





UNIVERSAL STUDIOS JAPAN  
TM & © Universal Studios. All rights reserved. CR24-0511

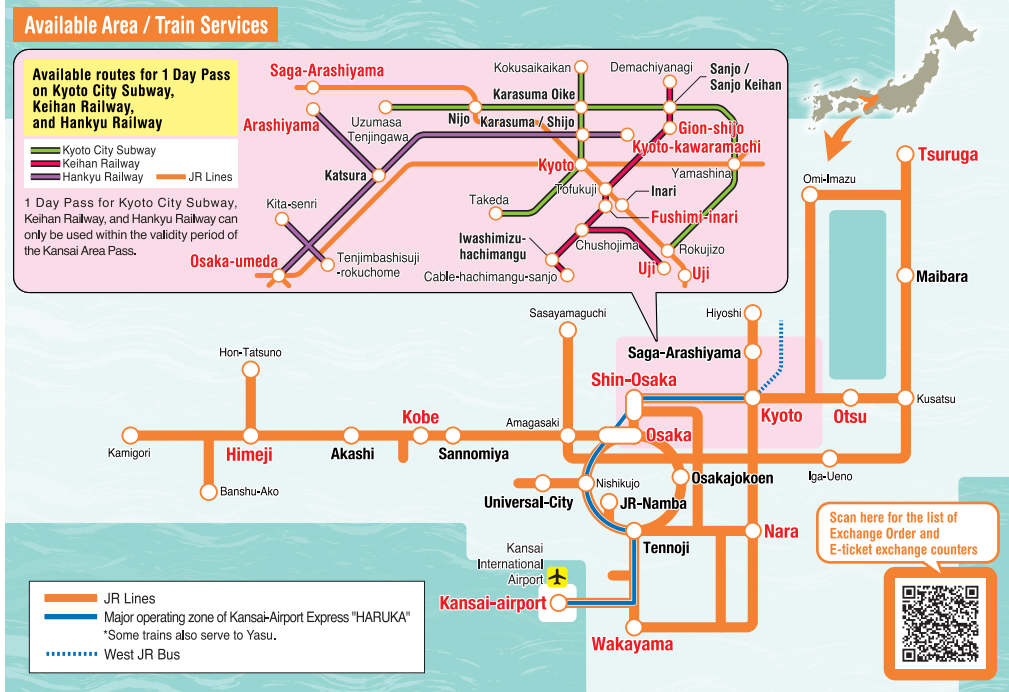
Get unlimited rides in major Kansai areas, including **Osaka, Kyoto, Kobe, Nara, Himeji, Wakayama and Otsu** and on Kansai-Airport Express HARUKA!

# Kansai Area Pass

Including a 1 Day Pass for other railways in Kyoto!

1-day	2-day	3-day	4-day
<b>2,800</b> YEN [Child 1,400 YEN]	<b>4,800</b> YEN [Child 2,400 YEN]	<b>5,800</b> YEN [Child 2,900 YEN]	<b>7,000</b> YEN [Child 3,500 YEN]

For details



- Limited Express  
\*Kansai-Airport Express HARUKA only
- Reserved Seats on ordinary cars up to 2 times
- West JR Bus  
\*Local buses in Kyoto City only



©Osaka Convention & Tourism Bureau  
Shinsekai / for reference only

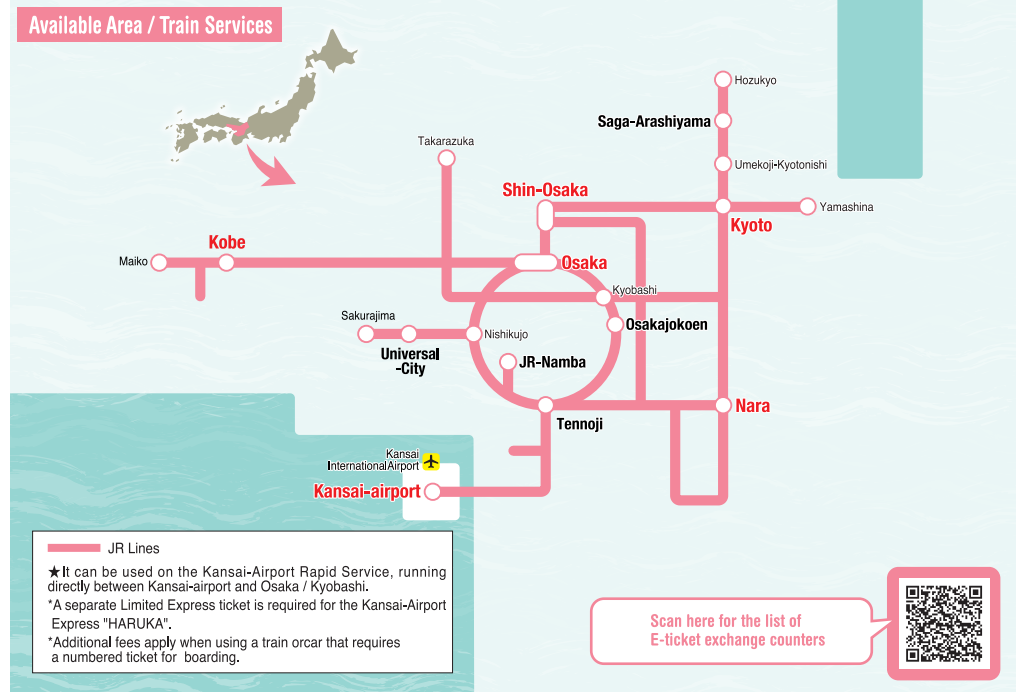
Get unlimited rides in **Kyoto, Osaka, Namba, Kobe and Nara**!

# Kansai Mini Pass


3-day

**3,000** YEN  
[Child 1,500 YEN]

For details



- Local, rapid & special rapid



Kinokuniya Onsen / for reference only

Take an excursion from Kansai area to **Okayama, Takamatsu, Kinokuniya Onsen, Amanohashidate, Tottori and Shirahama!**

# Kansai WIDE Area Pass

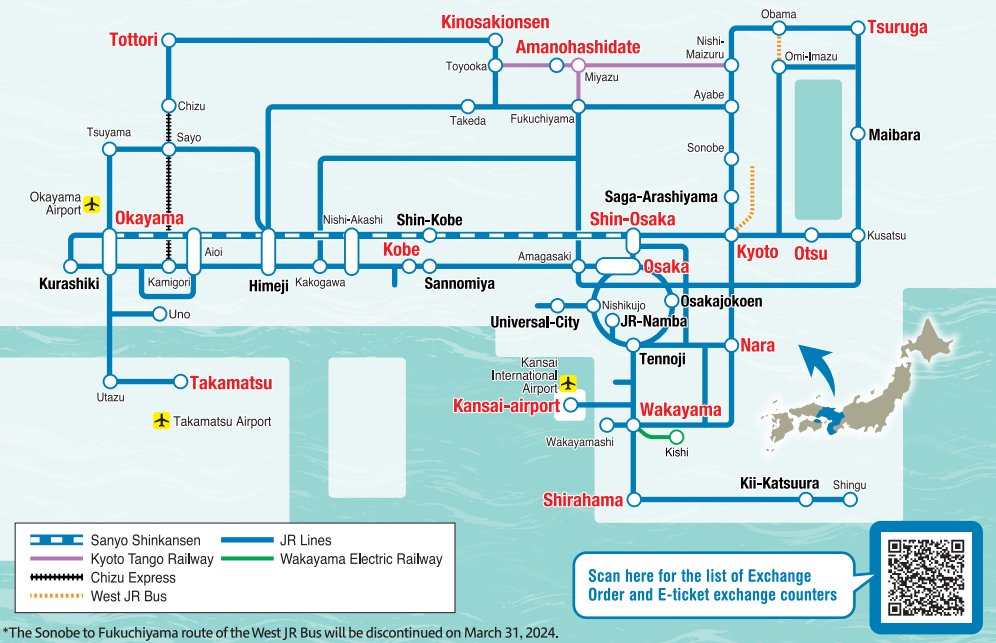
5 -day

**12,000 YEN**  
[Child 6,000 YEN]

For details



Available Area / Train Services



Scan here for the list of Exchange Order and E-ticket exchange counters



\*The Sonobe to Fukuchiyama route of the West JR Bus will be discontinued on March 31, 2024.



\*Seats must be reserved at the ticket office from the 7th booking



Courtesy of Hiroshima Prefecture Shukkeien Garden / for reference only

Get unlimited rides **from Kansai area to Hiroshima!** It also includes JR-West Miyajima Ferry for **Miyajima Island!**

# Kansai-Hiroshima Area Pass

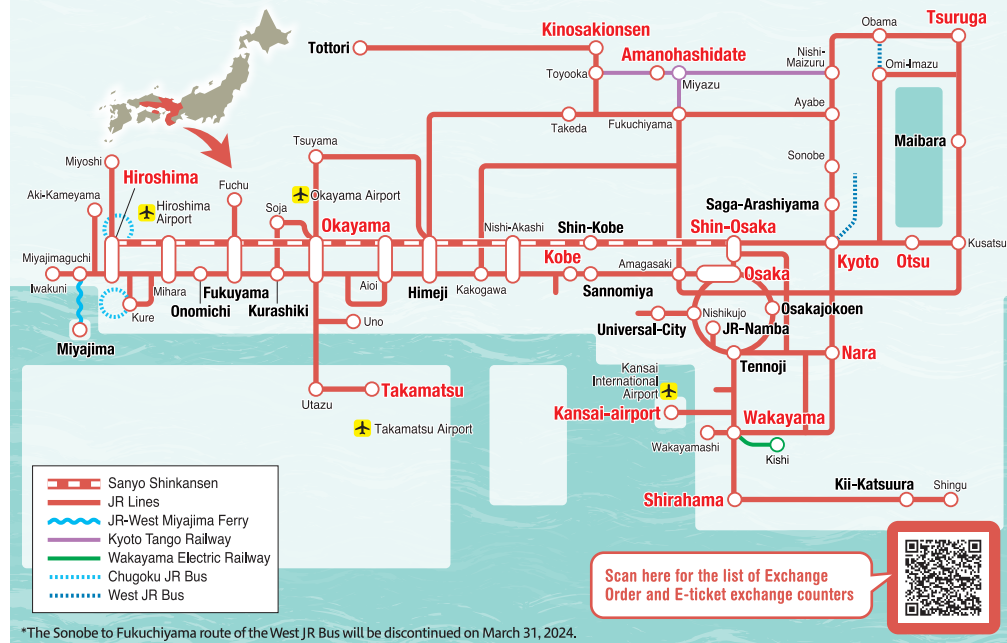
5 -day

**17,000 YEN**  
[Child 8,500 YEN]

For details



Available Area / Train Services



Scan here for the list of Exchange Order and E-ticket exchange counters



\*The Sonobe to Fukuchiyama route of the West JR Bus will be discontinued on March 31, 2024.



\*Seats must be reserved at the ticket office from the 7th booking

\*Chugoku JR Bus: Hiroshima Meipuru-pu and loop Local buses only





©Tottori Pref. Tottori Dunes / for reference only

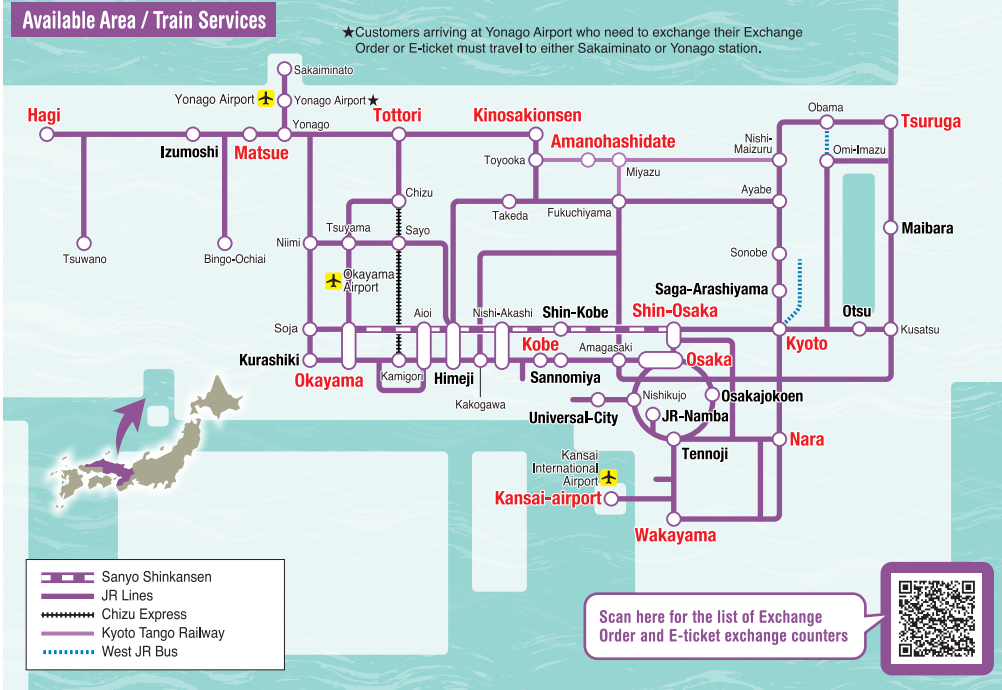
Get unlimited rides **from Kansai to San'in (Tottori, Shimane, Hagi) and Okayama!**

# Kansai-San'in Area Pass

7 -day

**18,000 YEN**  
[Child 9,000 YEN]

For details



\*Seats must be reserved at the ticket office from the 7th booking

\*Separated charges apply when using local, rapid and special rapid seating services such as "A Seat". \*Product validity and prices are subject to change. Please visit JR-West's website before purchasing for details about the ticket terms and conditions. (https://www.westjr.co.jp/global/en/ticket/)



Photo credit : Kanazawa City Kenrokuen Garden / for reference only

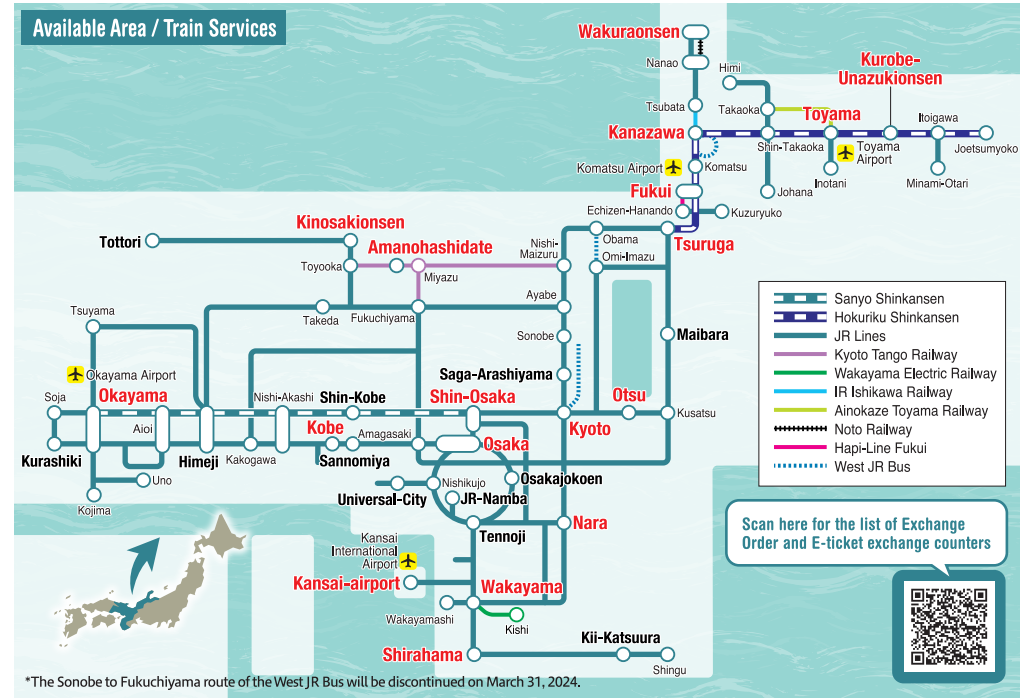
Get unlimited rides **from Kansai area to Toyama, Ishikawa, and Fukui!**

# Kansai-Hokuriku Area Pass

7 -day

**19,000 YEN**  
[Child 9,500 YEN]

For details



\*The Sonobe to Fukuchiyama route of the West JR Bus will be discontinued on March 31, 2024.



\*Seats must be reserved at the ticket office from the 7th booking

\*The information displayed (including prices), is current as of March 16, 2024 and is subject to change.



Shimanami Lemon Bike / for reference only

Tour **Kansai area, Fukuoka, and Setouchi area** on trains and boats!  
It also includes unlimited rides in **Okayama, Takamatsu, Hiroshima and Yamaguchi**!



# Setouchi Area Pass

This pass provides Shinkansen and ferry access to the Setouchi islands, including the popular Shodoshima Island!

For details



7 -day

**22,000 YEN**  
[Child 11,000 YEN]



Matsue Castle / for reference only

**Unlimited rides** to reserved ordinary seats on **Limited Express and local trains** in the area!  
Also get access to the city tour buses from **Matsue and Tottori Stations!**

# Tottori-Matsue Pass

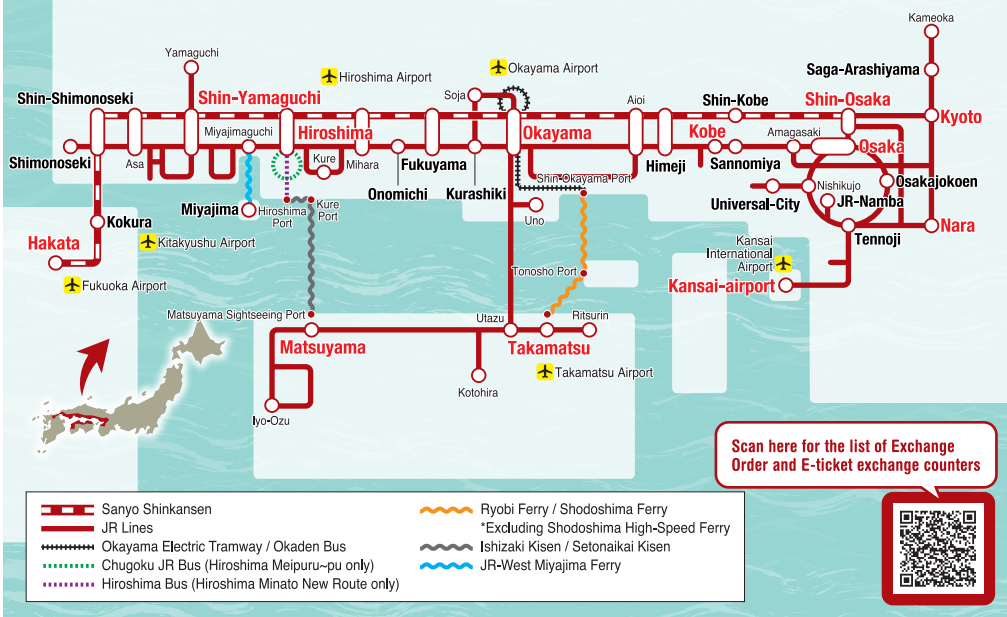
For details



3 -day

**4,000 YEN**  
[Child 2,000 YEN]

Available Area / Train Services



- Sanyo Shinkansen (Shin-Osaka - Hakata) including NOZOMI and MIZUHO
- JR Lines
- Okayama Electric Tramway / Okaden Bus
- Chugoku JR Bus (Hiroshima Meipuru-pu only)
- Hiroshima Bus (Hiroshima Minato New Route only)
- Ryobi Ferry / Shodoshima Ferry \*Excluding Shodoshima High-Speed Ferry
- Ishizaki Kisen / Setonaikai Kisen
- JR-West Miyajima Ferry

**Sanyo Shinkansen** (Shin-Osaka - Hakata) including NOZOMI and MIZUHO

**Limited Express**

**Reserved Seats on ordinary cars unlimited times**

**Chugoku JR Bus**

**Hiroshima Bus**

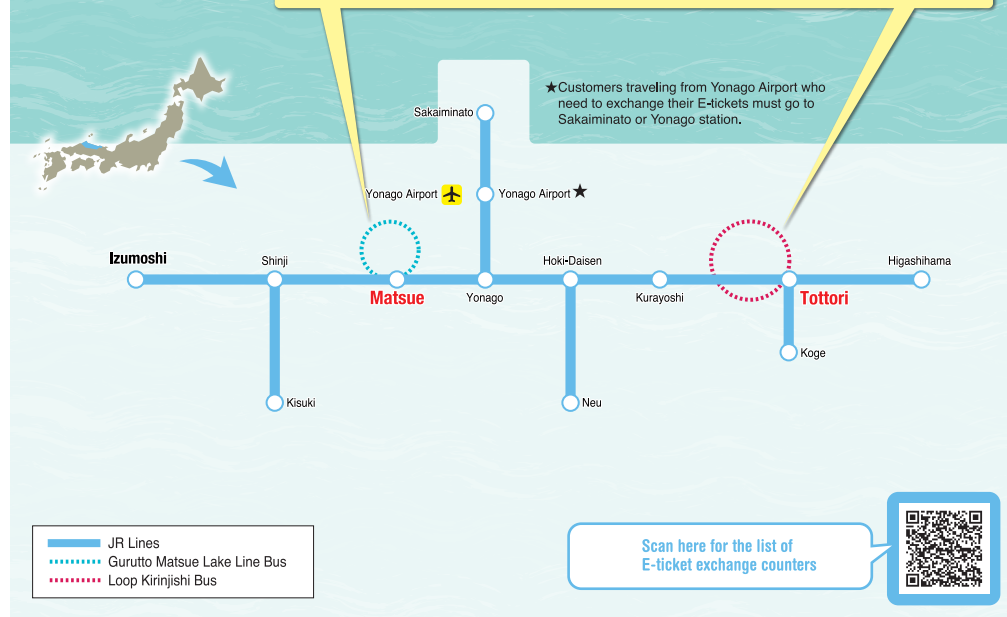
**Ferry**

\*Seats must be reserved at the ticket office from the 7th booking

\*Chugoku JR Bus: Hiroshima Meipuru-pu only  
Hiroshima Bus: Hiroshima Minato New Route only

\*Refer to the map for the available routes  
\*\*Separate visitor tax applies for the Miyajima Ferry

Available Area / Train Services



JR Lines

Gurutto Matsue Lake Line Bus

Loop Kirinjishi Bus

**Limited Express**


**Reserved Seats on ordinary cars unlimited times**

**Gurutto Matsue Lake Line Bus**

**Loop Kirinjishi Bus**

\*Seats must be reserved at the ticket office from the 7th booking





Adachi Museum of Art / for reference only

Get unlimited rides **from Kansai area and Fukuoka** to **Okayama, Hiroshima, Yamaguchi, Tottori and Shimane!**

# Sanyo-San'in Area Pass

7 -day

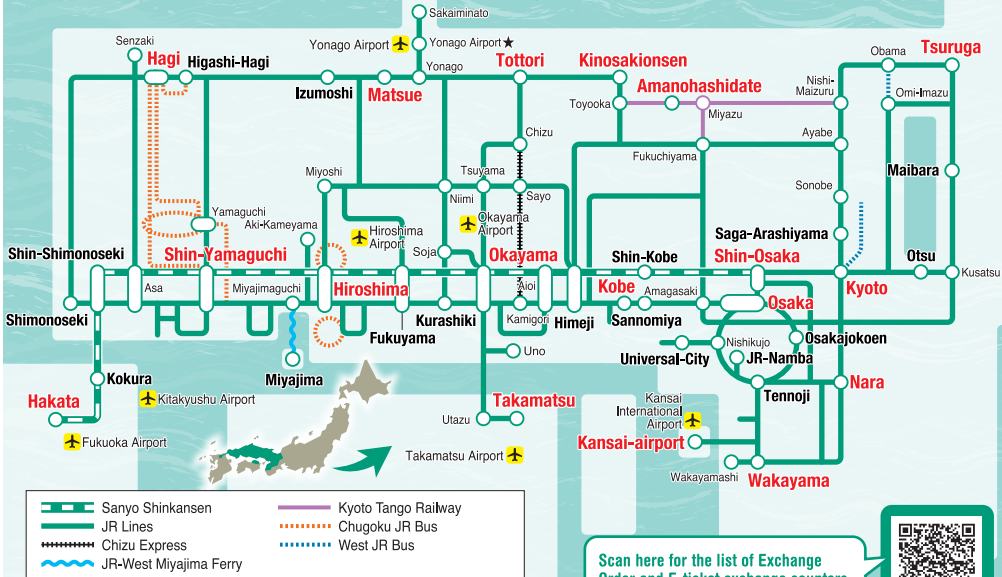
**23,000 YEN**  
[Child 11,500 YEN]

For details



### Available Area / Train Services

★Customers arriving at Yonago Airport who need to exchange their Exchange Order or E-ticket must travel to either Sakaiminato or Yonago station.



\*The Sonobe to Fukuchiyama route of the West JR Bus will be discontinued on March 31, 2024.  
\*The Hikari route of the Chugoku JR Bus will be discontinued on March 31, 2024.

Scan here for the list of Exchange Order and E-ticket exchange counters



Sanyo Shinkansen  
(Shin-Osaka – Hakata)  
Including NOZOMI and MIZUHO

Limited Express

Reserved Seats on ordinary cars unlimited times  
\*Seats must be reserved at the ticket office from the 7th booking

West JR Bus  
\*Chugoku JR Bus: Hiroshima Meipur-pu, Local and express buses. (Super Hag) only

Chugoku JR Bus

JR-West Miyajima Ferry  
\*Separate visitor tax applies



Hakata Nakasu / for reference only

Further travel **from Kansai area to Kyushu area** (**Fukuoka, Saga, Nagasaki, Kumamoto, Oita**) in addition to **Okayama, Hiroshima, Yamaguchi, Tottori and Shimane!**

# Sanyo-San'in Northern Kyushu Pass

7 -day

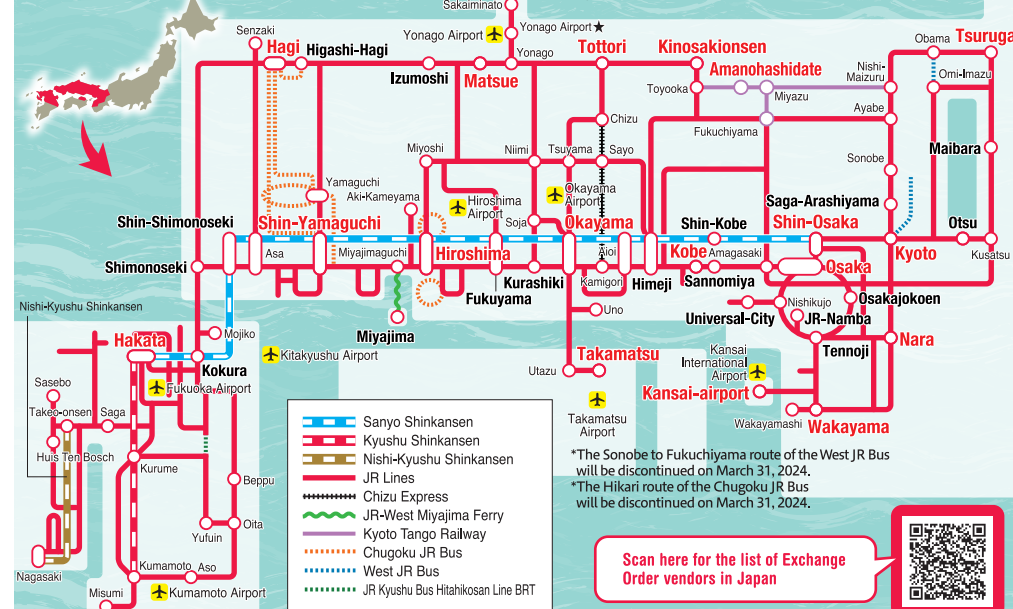
**26,000 YEN**  
[Child 13,000 YEN]

For details



### Available Area / Train Services

★Customers arriving at Yonago Airport who need to exchange their Exchange Order or E-ticket must travel to either Sakaiminato or Yonago station.



\*The Sonobe to Fukuchiyama route of the West JR Bus will be discontinued on March 31, 2024.  
\*The Hikari route of the Chugoku JR Bus will be discontinued on March 31, 2024.

Scan here for the list of Exchange Order vendors in Japan



Sanyo, Kyushu & Nishi-Kyushu Shinkansen  
(Shin-Osaka – Hakata)  
(Hakata – Kumamoto)  
(Takeo-onsen – Nagasaki)  
\*Including NOZOMI and MIZUHO

Limited Express

Reserved Seats on ordinary cars unlimited times  
\*Seats must be reserved at the ticket office from the 7th booking

West JR Bus  
\*Chugoku JR Bus: Hiroshima Meipur-pu, Local and express buses. (Super Hag) only

Chugoku JR Bus  
\*Soeda Sta. – Yoake / Hita Sta.

JR-West Miyajima Ferry  
\*Separate visitor tax applies



Hofu Tenmangu Shrine / for reference only

Get unlimited rides **from Fukuoka to Yamaguchi and Hiroshima!**

# Hiroshima-Yamaguchi Area Pass

5 -day

**15,000 YEN**  
[Child 7,500 YEN]

For details



©Okayama Prefectural Tourism Federation  
Korakuen Garden / for reference only

Get unlimited rides **from Fukuoka to Yamaguchi, Hiroshima, Okayama, and Takamatsu!**

# Okayama-Hiroshima-Yamaguchi Area Pass

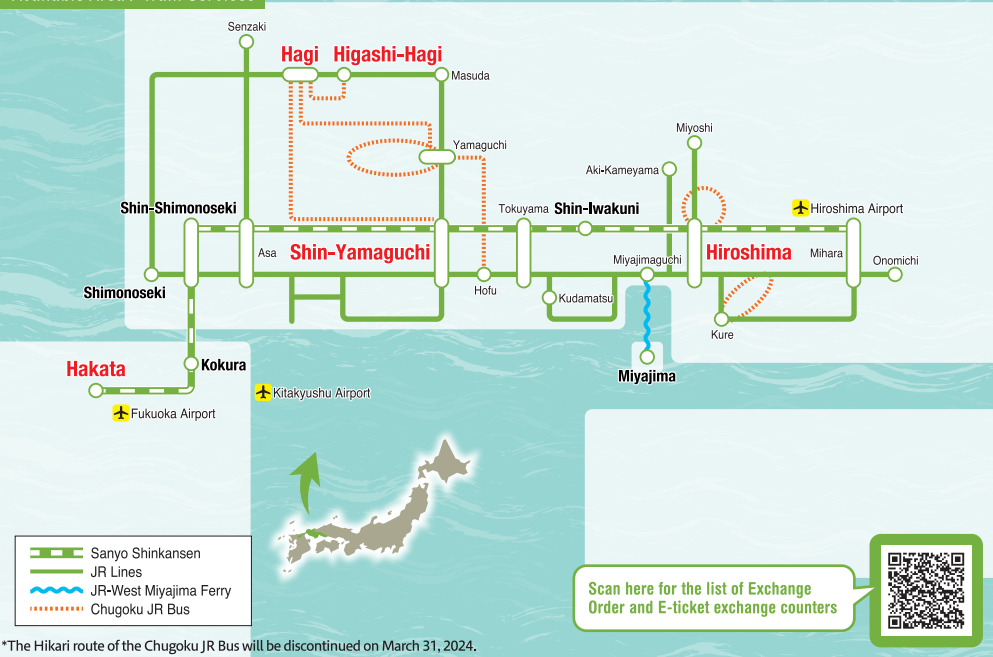
5 -day

**17,000 YEN**  
[Child 8,500 YEN]

For details



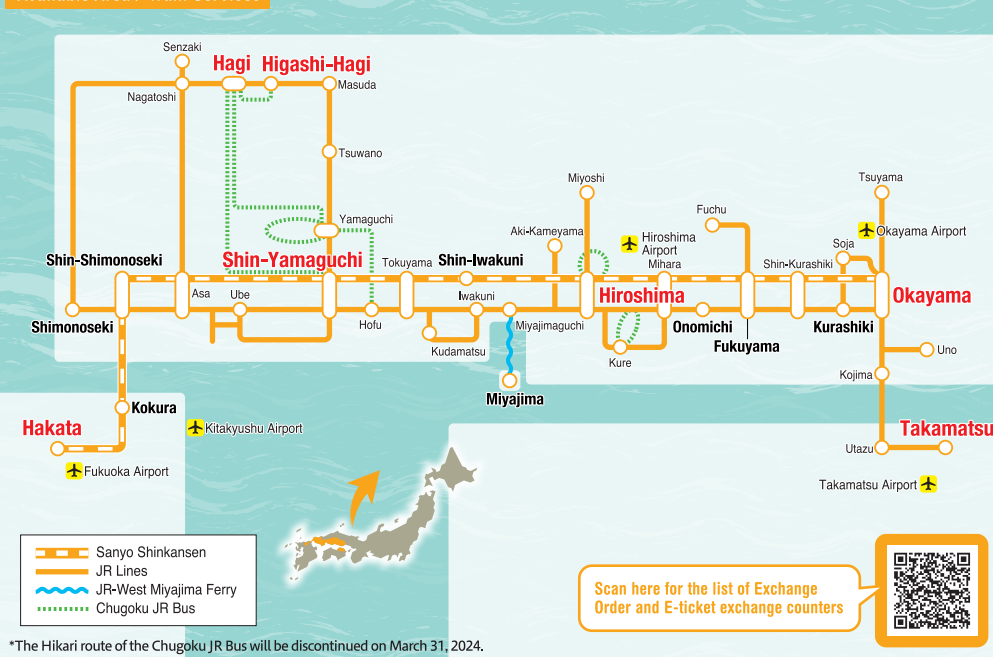
Available Area / Train Services



\*The Hikari route of the Chugoku JR Bus will be discontinued on March 31, 2024.



Available Area / Train Services



\*The Hikari route of the Chugoku JR Bus will be discontinued on March 31, 2024.







Tojimbo / for reference only

Great offer if visiting only in **Toyama, Ishikawa, and Fukui!**

# Hokuriku Area Pass

Also a great combination with Kansai WIDE Area Pass!



©Toyama Tourism Organization  
Tateyama Ropeway / for reference only

Get unlimited rides **from Kansai area and Tokyo to Toyama, Ishikawa, Fukui, and Nagano!**

# Hokuriku Arch Pass

4 -day

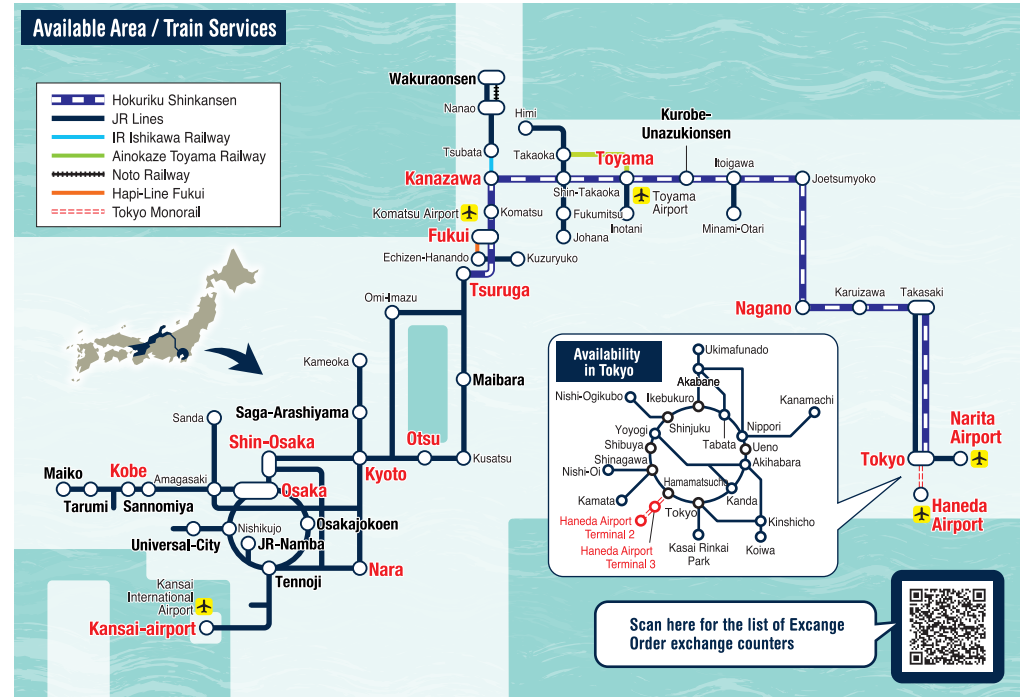
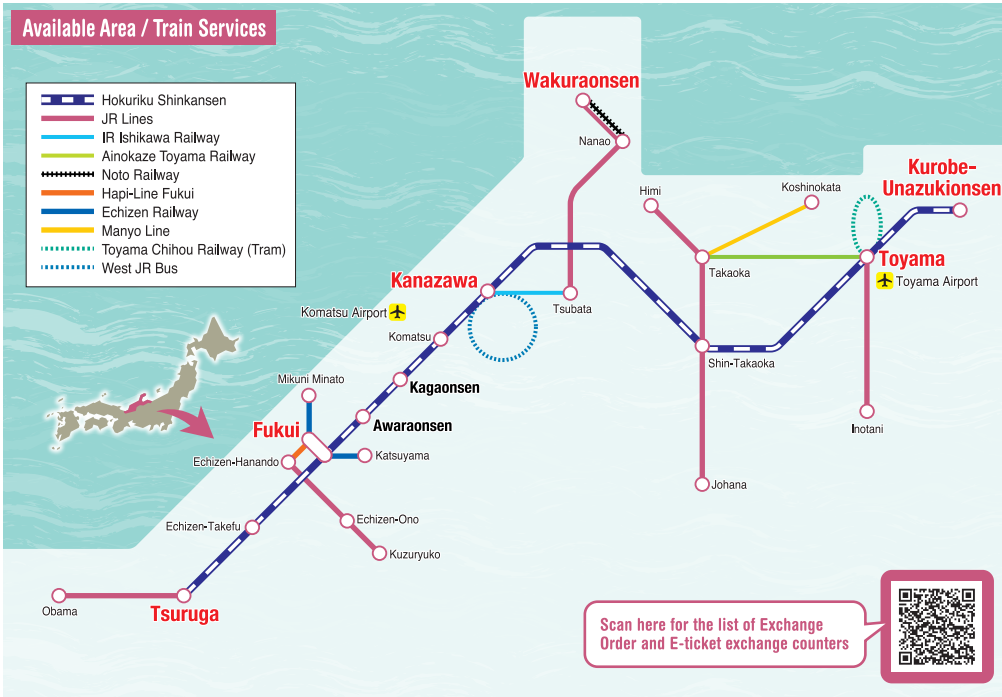
7,000 YEN  
[Child 3,500 YEN]

For details

7 -day

30,000 YEN  
[Child 15,000 YEN]

For details



\*Seats must be reserved at the ticket office from the 7th booking



Photo credit : Shirakawa Village Office, Gifu Prefecture Shirakawa-go / for reference only

Unlimited rides **from Kansai Airport and Nagoya to Takayama and Hokuriku areas!**  
 Also get access to the express buses **between Takayama, Shirakawa-go and Kanazawa, Shin-Takaoka and Toyama!**

# Takayama-Hokuriku Area Tourist Pass

5 -day

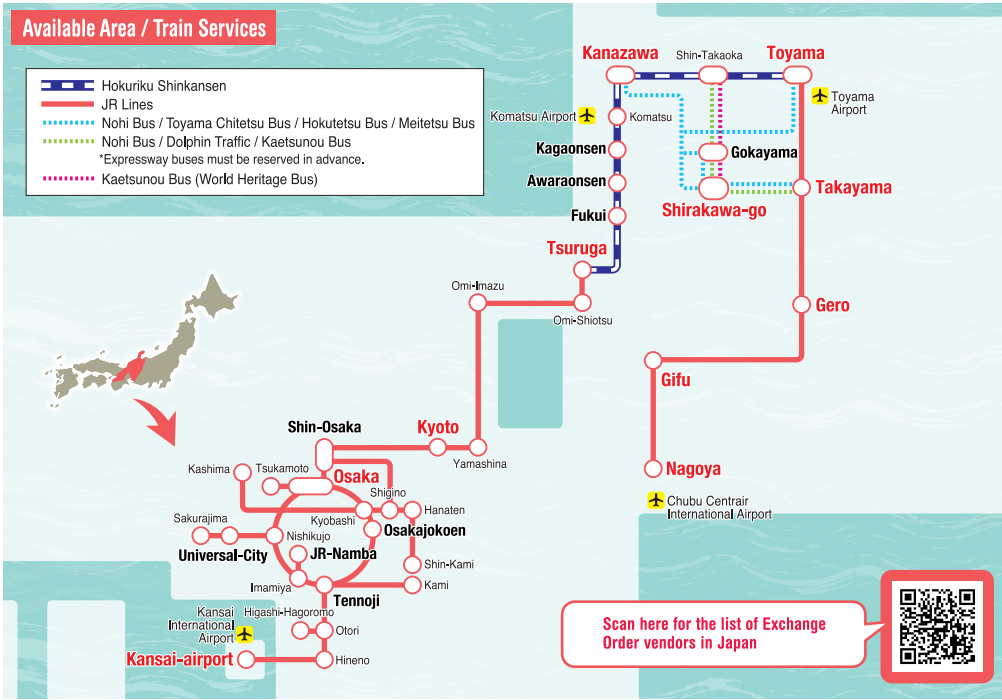
**19,800 YEN**  
 [Child 9,900 YEN]

For details



Available Area / Train Services

- Hokuriku Shinkansen
  - JR Lines
  - Nohi Bus / Toyama Chitetsu Bus / Hokutetsu Bus / Meitetsu Bus
  - Nohi Bus / Dolphin Traffic / Kaetsunou Bus
  - Kaetsunou Bus (World Heritage Bus)
- \*Expressway buses must be reserved in advance.



Scan here for the list of Exchange Order vendors in Japan

- Hokuriku Shinkansen (Tsuruga - Toyama)
- Limited Express
- Bus \*See map for available routes
- Reserved Seats on ordinary cars up to 6 times



Photo credit : Wakayama Pref. Tourism League Seigantoji Temple / for reference only

Unlimited rides **from Kansai Airport and Nagoya to Ise, Kumano, and Wakayama areas!**  
 Also get access to the buses handy for sightseeing in **Ise and Kumano!**

# Ise-Kumano-Wakayama Area Tourist Pass

5 -day

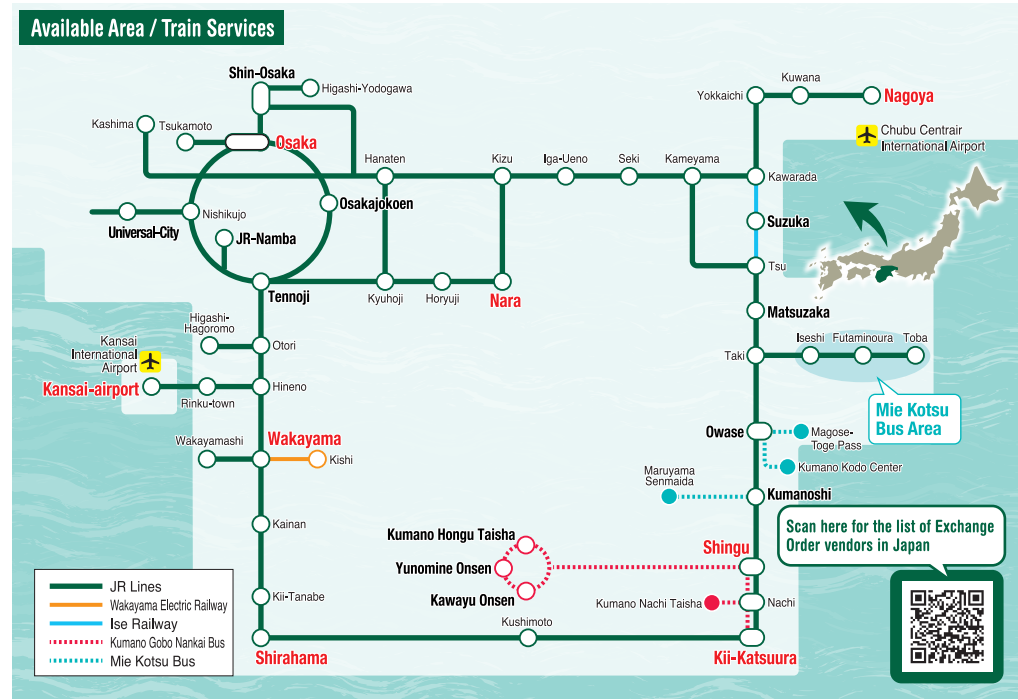
**16,500 YEN**  
 [Child 8,250 YEN]

For details



Available Area / Train Services

- JR Lines
- Wakayama Electric Railway
- Ise Railway
- Kumano Gobo Nankai Bus
- Mie Kotsu Bus



Scan here for the list of Exchange Order vendors in Japan

- Limited Express
- Kumano Gobo Nankai Bus
- Mie Kotsu Bus
- Reserved Seats on ordinary cars up to 6 times



Save on Shinkansen tickets between Shin-Osaka and Hakata!

# SANYO-SHINKANSEN One-way Ticket

Reserved seating OK!



Example Shin-Osaka ↔ Hakata List price 16,020 YEN (regular season)

One-way Ticket for adults

# 10,900 YEN

Osaka City

- Okayama, Kurashiki **5,100 YEN**
- Fukuyama, Onomichi **6,800 YEN**
- Hiroshima City **7,900 YEN**
- Shin-Yamaguchi **9,400 YEN**
- Kokura, Hakata **10,900 YEN**

Kokura, Hakata

- Okayama **8,900 YEN**
- Fukuyama, Onomichi **8,300 YEN**

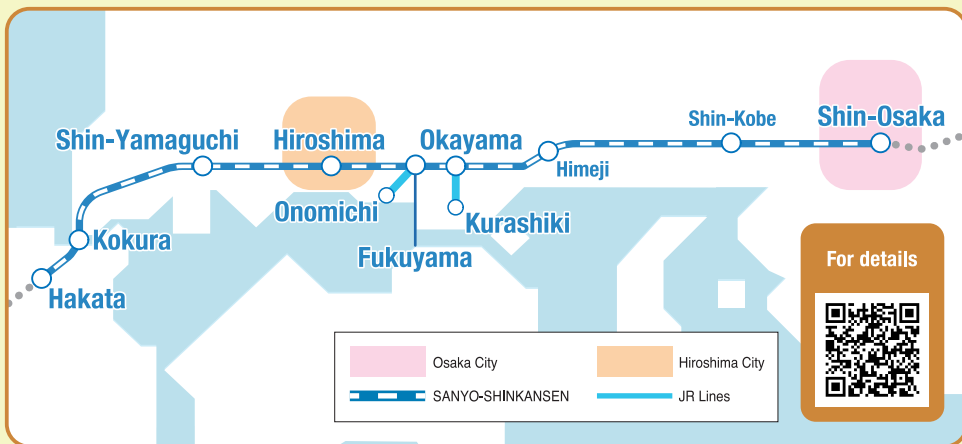
Kokura

- Hiroshima City **5,300 YEN**
- Shin-Yamaguchi **2,600 YEN**

Hakata

- Hiroshima City **6,300 YEN**
- Shin-Yamaguchi **3,600 YEN**

One-way Ticket for adults \* Half price for children.



Travel to Hokuriku on the Limited Express THUNDERBIRD & Hokuriku Shinkansen!

# HOKURIKU One-way Ticket

Reserved seating OK!



Example Osaka ↔ Kanazawa List price 9,410 YEN (regular season)

One-way Ticket for adults

# 8,000 YEN

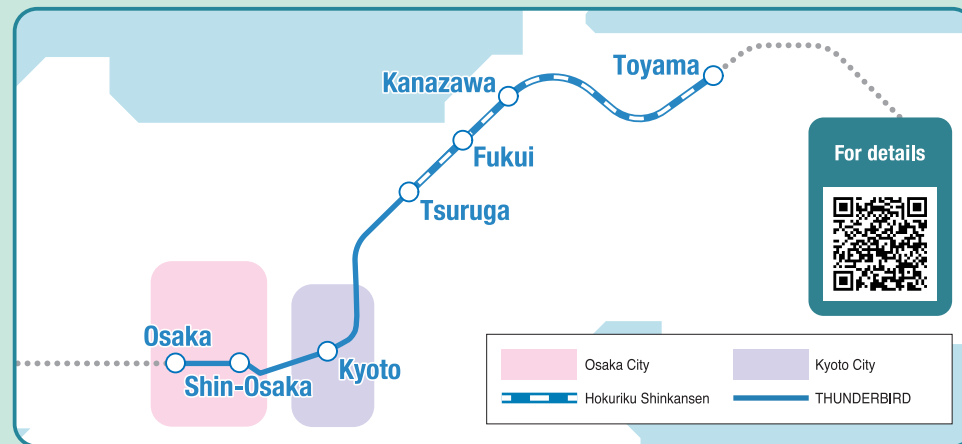
Osaka City

- Fukui **6,000 YEN**
- Kanazawa **8,000 YEN**
- Toyama **8,500 YEN**

Kyoto City

- Fukui **5,000 YEN**
- Kanazawa **6,500 YEN**
- Toyama **7,500 YEN**

One-way Ticket for adults \* Half price for children.



# ✈️ Traveling from Kansai International Airport



Only JR-WEST offers a non-stop service from **Kansai-airport to Tennoji, Osaka (Umeda), Shin-Osaka and Kyoto!**

\* This photo is a visual impression.

- Kansai-Airport Express HARUKA**  
Kansai-airport to Osaka **Approx. 45mins.**
- Kansai-Airport Express HARUKA**  
Kansai-airport to Shin-Osaka **Approx. 50mins.**
- Kansai-Airport Express HARUKA**  
Kansai-airport to Kyoto **Approx. 1hr. 15mins.**

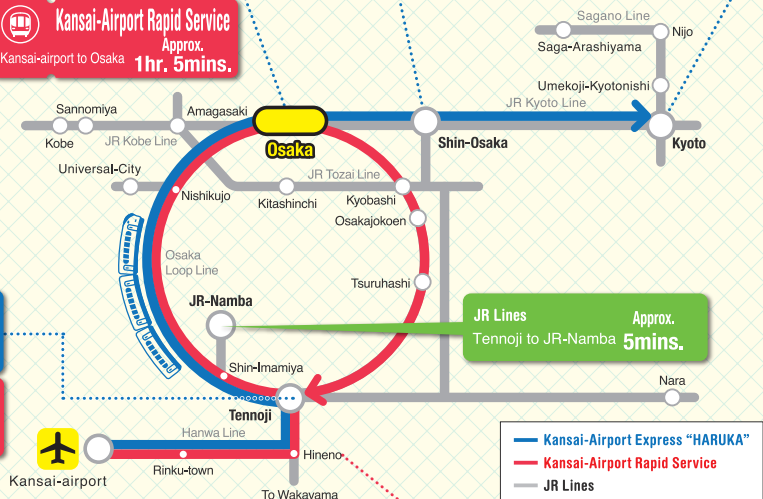
**Kansai-Airport Rapid Service**  
Kansai-airport to Osaka **Approx. 1hr. 5mins.**

**Travel directly to Osaka and Kyoto with Kansai-Airport Express HARUKA!**

**Kansai-Airport Express HARUKA**  
Kansai-airport to Tennoji **Approx. 35mins.**

**Kansai-Airport Rapid Service**  
Kansai-airport to Tennoji **Approx. 50mins.**

\*The time required is estimated.



**Notice!** Taking the Kansai-Airport Rapid Service to Kansai-airport

When taking the Kansai-Airport Rapid Service ("Kanku-kaisoku") to Kansai-airport, note that the train separates at Hineno Station. Please use one of the first four cars if going to Kansai-airport.

Only first four cars go to Kansai-airport  
Other cars go to Wakayama

← Kansai-airport / Wakayama (direction of travel)

Direct service from Kansai-airport to Tennoji, Osaka, Shin-Osaka, and Kyoto!

# HARUKA One-way Ticket

Reserved seating OK!

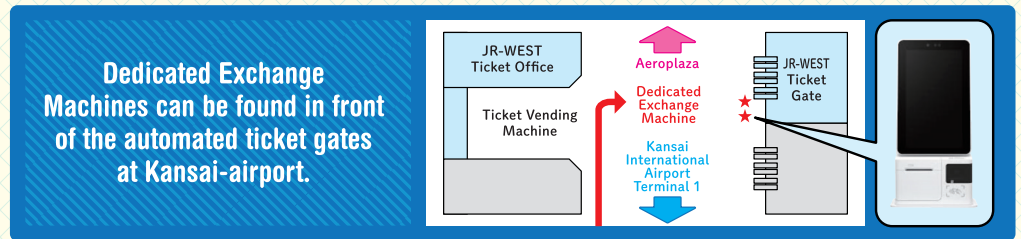
**Example Kansai-airport ↔ Kyoto**  
List price **3,640 YEN** (regular season) One-way Ticket for adults **2,200 YEN**

**Kansai-airport ↔ Tennoji** **1,300 YEN** (Osaka, Shin-Osaka) **1,800 YEN**

**Kansai-airport ↔ Kobe** (Transfer at Osaka) **2,000 YEN**  
**Nara** (Transfer at Tennoji) **1,800 YEN**

One-way Ticket for adults \* Half price for children.

# When using the HARUKA One-way Ticket from Kansai Airport, you can use the Dedicated Exchange Machine for smooth boarding!



**01 Please have your E-ticket for the HARUKA One-way Ticket ready.**



**02 Follow the screen prompts on the Dedicated Exchange Machine and select the train you wish to take.**



**03 Obtain a numbered ticket for boarding and go through a manned ticket gate.**

\*Be sure to go through a manned ticket gate when leaving as well.



\*If traveling to Kobe / Nara from Kansai Airport, please use a JR-WEST Ticket Office or Ticket Vending Machine.

\*The information displayed (including prices), is current as of March 16, 2024 and is subject to change.

[NOTE] - Tickets are available at major travel agencies outside Japan. Please note that some travel agencies may not sell them. - Please refer to the JR-WEST website for details before purchasing. (https://www.westjr.co.jp/global/en/ticket/) \*If you wish to use a reserved seat, please be sure to make a reservation before you ride the train.



## How To Use JR-WEST

For details



### Tickets required

(E.g.) If traveling to Osaka from Kansai Airport

#### 1 Kansai-Airport Rapid Service (=local train)

If boarding a local train, you need only a basic fare ticket (including an IC card).



Basic fare ticket OR IC card

#### 2 HARUKA (=Limited Express)

If boarding a Limited Express train, purchase a ① basic fare ticket or use an IC card in addition to a ② Limited Express ticket.



Limited Express ticket

- Required when using Shinkansen and Limited Express trains!
- Reserved seats must be booked in advance! (See the next page)

### How to Buy

Basic fare tickets, ICOCA, and some Limited Express train tickets



Short-distance train ticket machines

Shinkansen and Limited Express train tickets



JR-WEST Ticket Vending Machine

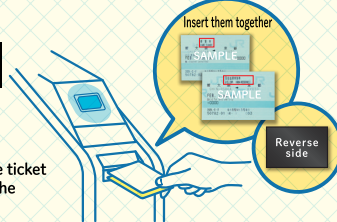
JR-WEST Ticket Office

\*Basic fare tickets can also be purchased with Limited Express tickets.

### How to Use

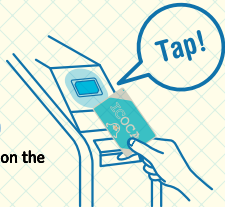
#### 1 Ticket with a black reverse side

Insert and retrieve your basic fare ticket and Limited Express ticket into the ticket gate simultaneously.



#### 2 IC card (ICOCA)

Tap the card on the card reader.



### IC card (ICOCA)

ICOCA  
¥2,000YEN  
First charge 1,500 YEN  
Prepaid card

1,500YEN  
First charge

500YEN  
Deposit

For details



ICOCA is so useful!!

- It can be used on all transportation systems that accept IC cards in Japan.
- It is rechargeable (top-up).
- It can be used as e-money in convenience stores.



Look for this symbol!

## How to exchange an E-TICKET (purchased from a travel agency)

For details

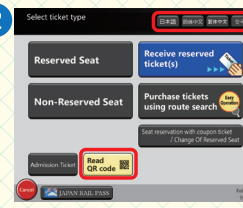


1



Use a ticket vending machine with the Passport icon.

2



Select your language and press Scan QR Code.

3



Scan the QR code issued at the time of booking.

4



Follow the instructions on the screen and place your passport on the reader.\*

5



Receive the ticket.

### E-TICKET



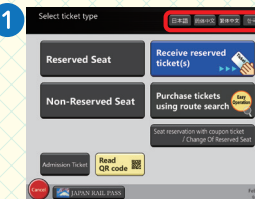
## How to reserve a seat using a ticket vending machine.

For details



Some tickets have limitations to reserve seats on certain types of train and frequency of booking. Please check the usage conditions of each ticket for details.

1



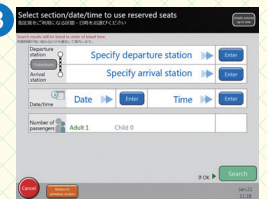
Select your language

2



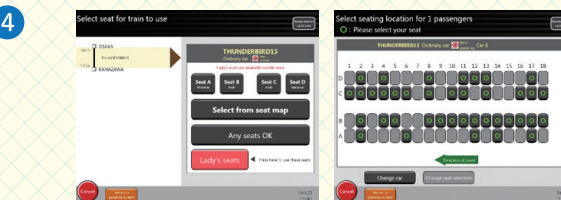
Insert a ticket (with unassigned seat reservations) into the ticket vending machine.\*

3



Search for your train by inputting the route, date, and time.

4



Follow the instructions in the screen, confirm the train service, and choose a seat. You can select your seats on the seating map.

5



Receive the tickets.

\*Group travelers can reserve seats for up to four people at a time. After selecting "Seat reservation with coupon ticket," insert one ticket at a time.

\*QR codes are a registered trademark of DENSO WAVE Incorporated. \*The information displayed (including prices), is current as of March 16, 2024 and is subject to change.



# ICOCA with Apple Pay

Tap to RIDE and SHOP!



Set up in Wallet app now



## 1. Service Overview

- You can use ICOCA, a transportation IC card, by adding it to Apple Wallet.
- You can easily charge ICOCA with Apple Pay.
- You can use it for railways, buses, and shopping (cafes, restaurants, convenience stores, etc.) throughout Japan.

## 2. Requirements for Use

- iPhones or Apple Watches only (iPads and Android devices are not accepted).
  - iPhone 8 or later with iOS 16.0 or later installed
  - Apple Watch Series 3 or later with watchOS 8.7.1 or later installed
  - \* Always keep the OS of your device updated to the latest version.
- You must be signed in to iCloud using an Apple ID.
- Your device's region must be a country or region that supports Apple Pay.
  - \* How to check: "Settings" > "General" > "Language & Region"
- You must have a card issued by a credit card issuer in a country or region that supports Apple Pay.
  - \* If you live in a country or region that supports Apple Pay, you can also issue ICOCA within your country.
- A valid credit or debit card must be linked to Apple Pay in Apple Wallet.
  - The international brand logo of VISA, Mastercard, JCB, or AMERICAN EXPRESS must appear on the face of the credit card displayed in Apple Wallet
  - \* Some cards are not supported. Please contact your card issuer for details.

## 3. How to Use

- (1) Connect your device to a network (e.g., a Japanese carrier or Wi-Fi)
- (2) Open Apple Wallet and tap the "+" button in the top-right corner of the screen.
  - Next, tap "Transit Card," which will display IC cards that can be used, and select "ICOCA."
  - Then, tap "Continue" → select an amount → "Add" → "Agree" to terms → Apple Pay

## 4. Please Note

- ICOCA cannot be refunded through Apple Wallet. Please use up as much of your remaining funds as possible.
- Please separately purchase a limited express ticket when boarding a limited express train. (Example train: Limited Express HARUKA)

\* ICOCA is a registered trademark of the West Japan Railway Company.  
 \* Apple, the Apple logo, iPhone, Apple Watch, Apple Pay, and Apple Wallet are registered trademarks of Apple Inc.  
 \* The iPhone trademark is used under license from AIPHONE Co., Ltd.

Countries and regions that support Apple Pay



Supporting travelers in the event of illness or other travel problems!



# Travel Support

by JR-WEST

Available exclusively to JR-WEST product users

Scan for more information.



Scan to use the Web app.



### Overview of Service



#### Multilingual assistance for medical consultations (for describing injury or illness)

Enter your injury, illness (for colds and other ailments), or pre-existing medical conditions directly on your smartphone for onscreen translation into Japanese (16 languages supported).



#### Dietary restriction support / Prayer room information

Enter any dietary requirements (according to Islamic jurisprudence, allergies, etc.) directly on your smartphone for onscreen translation into Japanese (5 languages supported). Prayer room locations are also available.



#### JR-West train service information

See information on delays and operational statuses for all JR-West lines and sections.



#### Disaster evacuation information

In the event of a disaster, find your nearest evacuation site on an area map.



#### Disaster/hospital information

Get connected to multilingual JNTO call centers and other institutions for information on accidents and other disasters as well as medical referral contacts.



#### Tourism Information

Get access to various websites offering useful information for your trip to Japan, including JNTO and the Osaka Convention & Tourism Bureau sites.

### Using the Service

- 1 Scan the QR code or access the following website.  
<https://www.tsjw.jp>



- 2 Register your user information (area of residence, etc.).



- 3 Register your ticket information (by scanning a picture of your ticket).

\* If you registered before arriving in Japan, scan your ticket after receiving your ticket.



- 4 Use the service

\* You will be able to use the service immediately after registering.



Enjoy free Wi-Fi service with hassle-free JR-WEST Free Wi-Fi!

JR-WEST Free Wi-Fi is available in major JR stations and on certain trains including Shinkansen and the Kansai-Airport Express HARUKA.

For more information on how to use JR-WEST Free Wi-Fi, visit the JR-West website.



\* QR codes are a registered trademark of DENSO WAVE Incorporated. \* Displayed information is current as of March 16, 2024, and subject to change.



## ■ Eligibility

◎Products exclusive for inbound visitors are available only for travelers who have passports issued by governments outside of Japan with a “短期滞在”(Temporary visitor) VISA.

◎Child prices apply to children between the age of 6 and 11.

\* Based on the age at the time of purchase.

## ■ How to Purchase (Varies depending on the product)

### ① Purchasing abroad at a travel agency

◎Purchase an Exchange Order or E-ticket, and after arrival in Japan, exchange the Exchange Order for a Pass at a JR-West designated station or a designated travel agency.

\*Exchange Orders and E-Tickets are valid for three months from the date of purchase.

\*You will need to present your passport and the Exchange Order or E-ticket when collecting the pass or tickets.

\*E-tickets can be exchanged from a ticket vending machine with the “PASSPORT” icon or from a ticket office.

### ② Purchasing via JR-WEST ONLINE TRAIN RESERVATION (See below)

◎You can order from the dedicated website one month in advance (10:00 JST) to the day of travel.

◎You can collect the PASS from a ticket vending machine with the “PASSPORT” icon (illustrated above) or from a ticket office at a designated station.

◎You can pay either with a credit card at the time of reservation or at the station. (Varies depending on the product)

\*You will need to present your passport, reservation number, identification number, and credit card when collecting the PASS or tickets.

\*Purchasing a JAPAN RAIL PASS (P.5) follows a different process. Visit the website for more information.

## ■ Cautions

◎The validity period is for consecutive calendar days.

◎Changes

It is not possible to change to other types of passes or tickets.

◎Refunds

•If you purchased an Exchange Order or E-ticket but have yet to exchange it for a Pass, you can only receive a refund from the original vendor if you request it within one year of the purchase date.

•Once a PASS is redeemed, refunds can be given at the point of exchange up to a day before the start of use, deducting a 10% handling charge (220YEN if the amount is less than 220YEN) from the value of the PASS.

•The terms and conditions of refund and service charges may vary with the JAPAN RAIL PASS (P.5) and Discount One-Way Ticket (P.23-25). Please check the website for details.



An example of the “短期滞在”(Temporary visitor) VISA



An example of the PASSPORT icon



5489

### Visit JR-WEST ONLINE TRAIN RESERVATION to reserve and purchase!

By using the service online from outside of Japan, customers can reserve and buy tickets for Shinkansen and Limited Express, as well as passes designed for inbound visitors, primarily for the JR-WEST area, and collect their purchase at a ticket vending machine or ticket office with the sign (or sign for products exclusive for inbound visitors) after arrival in Japan.

#### STEP 1 Reserve & Purchase outside of Japan

Get pass information and areas of availability on JR-WEST's website, then make a reservation and buy online!



#### STEP 2 Receive your ticket in Japan

Receive your tickets at one of the ticket vending machines or ticket offices with the sign. (or sign for products exclusive for inbound visitors).



#### For details



## Customers of Tokaido-Sanyo-Kyushu-Nishi Kyushu Shinkansen



### Carrying Oversized Baggage

To provide passengers using the Shinkansen with a safer, and more comfortable traveling experience, passengers traveling with oversized baggage (total dimensions between 160cm and 250cm) must reserve a seat with an oversized baggage area or a seat with an oversized baggage compartment.

#### No Booking Required

A + B + C  
Up to 160 cm



#### Booking Required

A + B + C  
Over 160 - 250 cm

\*Baggage with a combined length and circumference exceeding 250 cm is not allowed on board.



Oversized Baggage

#### For details

