

Haneda Airport Garden

Embark on your Japanese journey right here!

There are about 80 restaurants, shops, and retailers offering Japanese traditional crafts and souvenirs.

A
Directly
connected to
terminal 3

B
Hotel &
"ONSEN" 

D
HANEDA
Dynamic transit hub
in TOKYO

C
Gourmet
& Shopping

E
Expressway
Bus Terminal



HOTEL

Directly connected to
Haneda Airport(T3)



Explore comfort and luxury. Your way with two distinct grades
– GRAND and PREMIER. Tailored stays for every need.

PREMIER

The highest-end brand hotel
By Sumitomo Realty & Development Co., LTD.



VILLA FONTAINE PREMIER HANEDA AIRPORT


With 160 rooms,
we provide guests with
graceful hospitality.



Executive King 53 m² (570 ft²)



Bathroom, Premier Suite



Deluxe King 33 m² (355 ft²)



Wi-fi



Laundry



Luggage storage



Meeting rooms



Fitness center



Spa



Smoking area




BAR



Air purifiers



Premier Lobby



IL Ristrante Tokyo

Guest Rooms Total 6 types Total 160 rooms

Fontaine Suite	173 m ²	1,862 ft ²	1room
Premier Suite	97 m ²	1,044 ft ²	5rooms
Executive King	53 m ²	570 ft ²	8rooms
Executive Twin	49 m ²	527 ft ²	8rooms
Deluxe King	33 m ²	355 ft ²	64rooms
Deluxe Twin	33 m ²	355 ft ²	74rooms

*Information is as of January 2024.



WORLDHOTELSTM
Elite

Note : All measurements are initially taken in the metric system and then converted to imperial units. The imperial figures provided are approximate.

HOTEL

Directly connected to
Haneda Airport(T3)



Explore relaxation and splendor. Your way with two distinct grades
– GRAND and PREMIER. Tailored stays for every need.

GRAND

Diverse Rooms, Perfect Fit, Ideal Hotel Stay



VILLA FONTAINE GRAND
HANEDA AIRPORT

Various types of rooms offer
functionality and comfort for all
occasions.



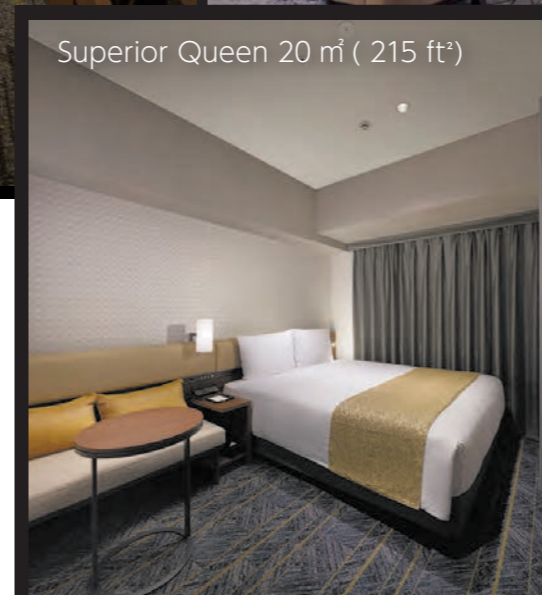
Superior Twin 23 m² (247 ft²)



Japanese-Western-Style
29 m² (312 ft²)



Grand Lobby



Superior Queen 20 m² (215 ft²)



All Day Dining Grande Aile

- Wi-fi
- Foreign currency exchange machine
- Laundry
- Luggage storage
- Meeting rooms
- Air purifiers
- Smoking area
- Fitness center (surcharge)
- Spa (surcharge)
- Business Center

Guest Rooms Total 12 types Total 1,557 Rooms

*Information is as of January 2024.

Japanese-Western-Style Deluxe	42 m ²	452ft ²	8rooms	Superior King	24 m ²	258ft ²	78rooms
Lady's Fourth	39 m ²	419ft ²	2rooms	Superior Queen	20 m ²	215ft ²	693rooms
Family room	36 m ²	387ft ²	13rooms	Lady's Twin	18 m ²	193ft ²	16rooms
Japanese-Western-Style	29 m ²	312ft ²	58rooms	Lady's Queen	20 m ²	215ft ²	40rooms
Superior Triple	28~30 m ²	301~322ft ²	39rooms	Moderate Queen	18 m ²	193ft ²	90rooms
Superior Twin	23 m ²	247ft ²	518rooms	Universal Twin	29 m ²	312ft ²	2rooms

Note : All measurements are initially taken in the metric system and then converted to imperial units. The imperial figures provided are approximate.



WORLDHOTELS
Distinctive

Japanese ONSEN



天然温泉

泉天空の湯



**OPEN 24 HOURS
A DAY**

*Baths are unavailable from
10:00 AM to 12:30PM due to cleaning



View of Mount Fuji

Our Onsen hot spring, Izumi Tenku no Yu, at Haneda Airport is a natural hot spring with a view of Mt. Fuji. * Depending on the weather

Tattoo-Friendly

We allow customers with tattoos to enjoy our onsen facility, which is extremely rare in Japan!



Relax completely in our onsen
-where undressing is the
first step to shedding stress and
embracing spiritual healing.



GOURMET



Famous Nagoya food,
Miso Katsu !!



Strictly confidential
Ramen recipe!!



Sushi!



Osaka soul food,
Okonomiyaki !!



Giant Unagi!



Kobe beef and other
Wagyu beef

There are approximately
20 restaurants where you
can savor food from all
over Japan.



Haneda Airport Garden offers
a variety of restaurants and
souvenir shops.

Whether you're seeking
Japanese souvenirs or a meal
during your flight wait, we've
got you covered!

SHOPPING CITY HANEDA AIRPORT GARDEN



©Ripple design / Ken Okamoto

SHOPPING



SPORTS BAR



5:00PM~7:00AM OPEN

Traveling late or early?
Our sports bar is open
from 5:00 PM to 7:00 AM,
is not just convenient -
it's a fun hangout!

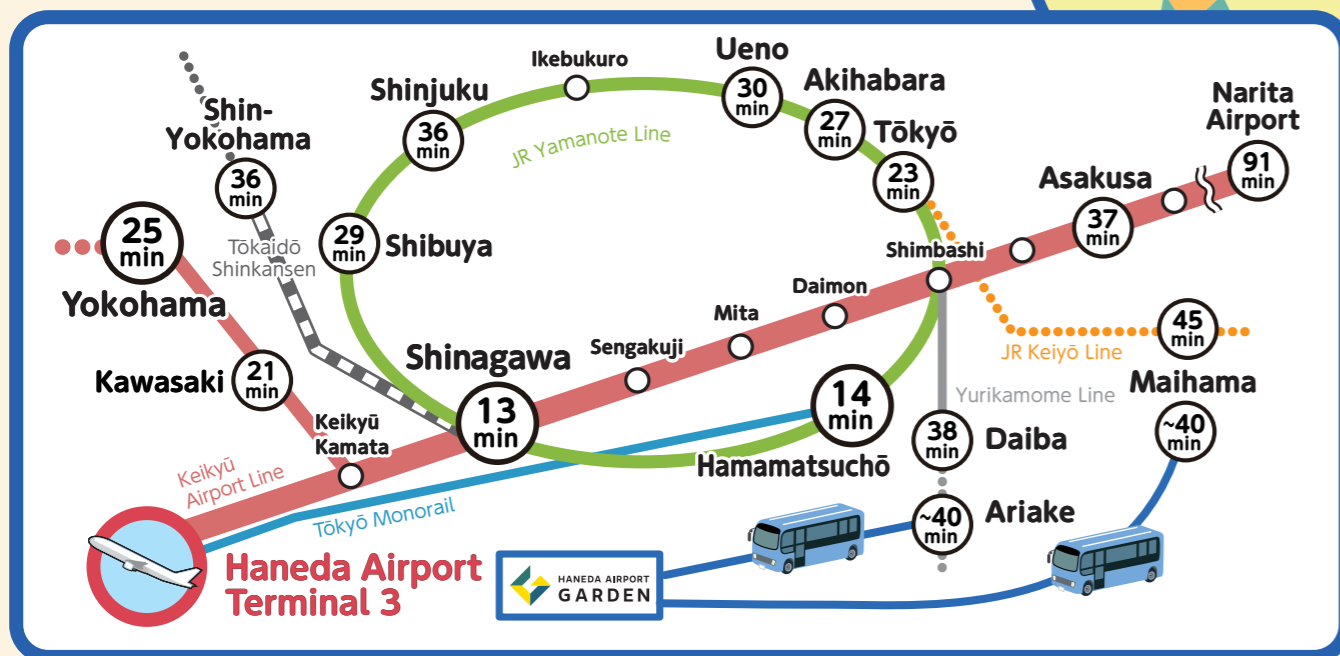


* Information is as of January 2024
* The photos are for illustration purposes.



Explore Tokyo's Vibrant Cities

All effortlessly accessible and within easy reach from our hotel !!



*Times listed are approximate and may vary depending on the time of day.
 *The map features selected lines and stations from various routes.
 *Reference Source : jorudan.co.jp Search date and time : 12p.m. Thursday, August 31, 2023



TOKYO MODEL COURSE

BAY AREA

AM 9:30

● Hotel Villa Fontaine

Hotel
Free Shuttle Bus



Shopping
mall



AM 10:10

● Ariake Garden

4min Yurikamome

So much to see!
So much to experience!

Shopping

PM 1:00

● teamLab★Planets
in Toyosu

Digital art
museum

15min Yurikamome

Entertainment

PM 3:30

● Odaiba City



PM 5:30

● Shimbashi Station

Eating
and drinking



29min
Toei Asakusa Line

PM 8:30

● Haneda Airport Garden



CENTRAL AREA

AM 9:35

● Hotel Villa Fontaine

Hotel
Free Shuttle Bus



AM 10:45

● Shibuya station

Shibuya
Crossing!



5min Yamanote Line

PM 1:00

● Harajuku & Omotesando



PM 5:00

● Ginza

15min Tokyo metro
Marunouchi Line



Shopping


PM 7:00

● Shinjuku



Night life!

Hotel
Free Shuttle Bus



PM 8:00

● Haneda Airport Garden

So much to shop!
So much to enjoy!

* The provided schedule is just an example. It may be subject to changes based on traffic conditions.



GATEWAY TO JAPAN'S WONDERS DISCOVER BEYOND TOKYO WITH EASE!!

TOHOKU REGION

**Experience traditions and
healed by nature**

Adorned with unspoiled rural beauty
and enriched by its historical treasures.

HOKURIKU REGION

**Savor Hokuriku.
Culinary odyssey awaits**

Offering a rich variety of foods.
Echizen Crab, Himi Buri (Yellowtail),
Kaga Vegetables and more!

TOKAI-KINKI REGION

**Where tradition meets
modern marvels**

World Heritage site Shirakawa-go.
Ise-Jingu, the most revered shrine in Japan.

KANTO-KOSHIN' ETSU REGION

**Immerse yourself in blissful
Onsen retreats**

Shibukawa, Ikaho, Shima Onsen.
Unwind in the warm embrace of nature's soothing baths.

北陸

HOKURIKU REGION

TOKAI-KINKI REGION

近畿 東海

TOHOKU REGION

東北

KANTO-KOSHIN' ETSU REGION

関東 甲信越

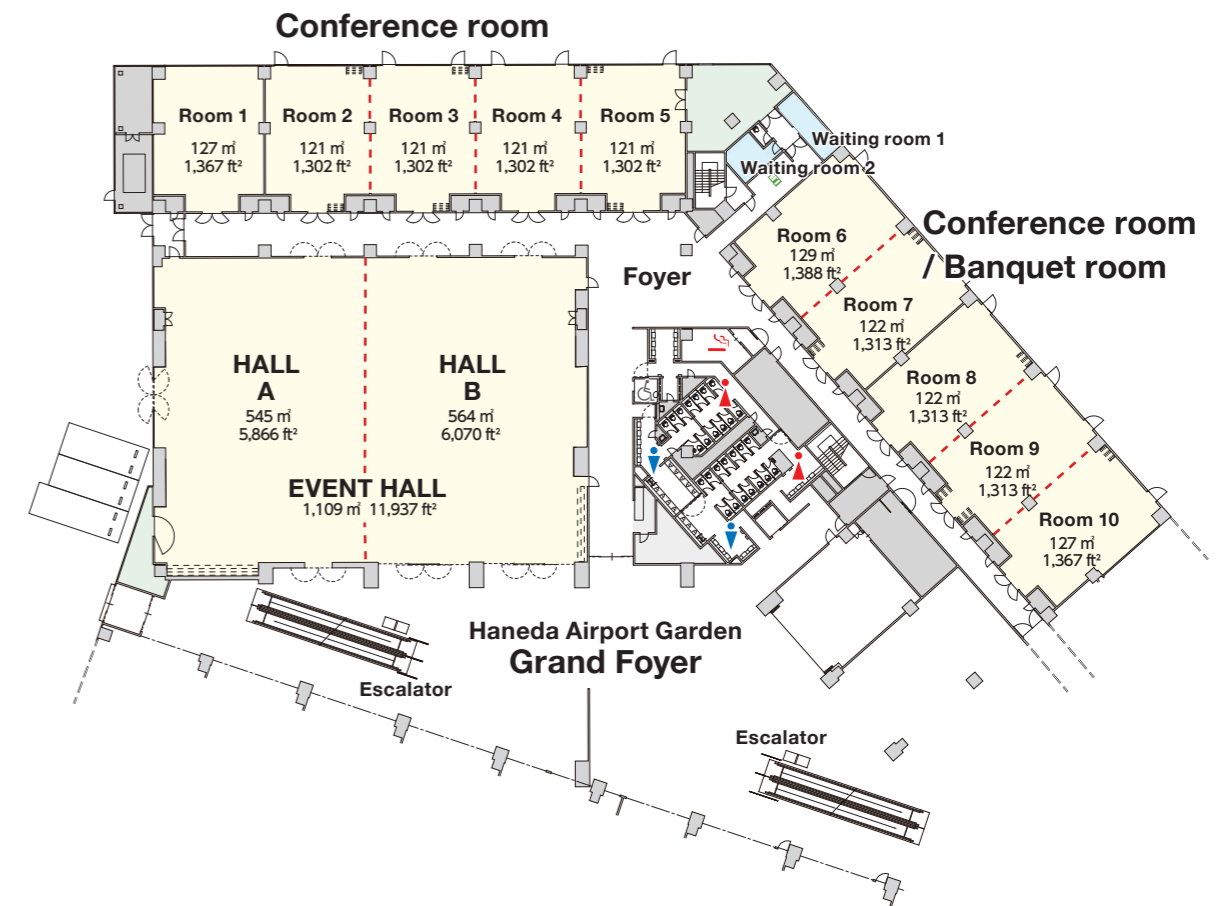
**HANEDA AIRPORT GARDEN
AND HOTEL VILLA FONTAINE,
YOUR CONNECTION TO
LIMITLESS ADVENTURES!**

EVENT HALL

BELLESALLE HANEDA AIRPORT

Conference room

A hall and meeting rooms, banquet halls, and a foyer capable of accommodating international conferences all on one floor.



- Direct access to Haneda Airport Terminal 3.
- A large-scale complex with a hotel, spa, and restaurant.
- An event hall exceeding 10,000 ft² and 10 meeting rooms.



Note : All measurements are initially taken in the metric system and then converted to imperial units. The imperial figures provided are approximate.

	Room size		Capacity	Ceiling height
HALL A+B	1,109 m ²	11,937 ft ²	448 ~ 1,102	4.5 m (14.7 ft.)
HALL A	545 m ²	5,866 ft ²	192 ~ 480	4.5 m (14.7 ft.)
HALL B	564 m ²	6,070 ft ²	192 ~ 480	4.5 m (14.7 ft.)
ROOM 1	127 m ²	1,367 ft ²	30 ~ 98	4.0m (13.1 ft.)
ROOM 2-5	121 m ²	1,302 ft ²	30 ~ 98	4.0m (13.1 ft.)
ROOM 2+3	242 m ²	2,604 ft ²	60 ~ 196	4.0m (13.1 ft.)
ROOM 2+3+4	363 m ²	3,907 ft ²	90 ~ 294	4.0m (13.1 ft.)
ROOM 2+3+4+5	484 m ²	5,209 ft ²	120 ~ 392	4.0m (13.1 ft.)
ROOM 6	129 m ²	1,388 ft ²	30 ~ 96	4.0m (13.1 ft.)
ROOM 7-9	122 m ²	1,313 ft ²	30 ~ 96	4.0m (13.1 ft.)
ROOM 10	127 m ²	1,367 ft ²	30 ~ 96	4.0m (13.1 ft.)
ROOM 6+7	251 m ²	2,701 ft ²	60 ~ 192	4.0m (13.1 ft.)
ROOM 8+9	244 m ²	2,626 ft ²	60 ~ 192	4.0m (13.1 ft.)
ROOM 8+9+10	371 m ²	3,993 ft ²	90 ~ 288	4.0m (13.1 ft.)

※Information is as of January 2024.