

Practical Travel Guide - 410

IZU PENINSULA

Fuji-Hakone-Izu National Park



Japan National
Tourism Organization
日本政府観光局



To download PDF

In collaboration with
Tourist Information Centers in the area



Izu Peninsula (伊豆半島), lying in the east-central part of Japan, juts out into the Pacific Ocean, with Sagami Bay on the east and Suruga Bay on the west. Owing to its rolling verdant hills, numerous hot springs, sunny seaside resorts and well-appointed accommodations, both western and traditional, the peninsula enjoys worldwide fame as one of the most representative year-round tourist areas in Japan.

Access:

The two stations, Atami and Mishima on JR Tokaido Line form the interurban transportation gateways to Izu. Originating in Tokyo, JR Tokaido Line splits at Atami into Izu Kyuko Railway

along the east coast or at Mishima onto Izu Hakone Railway to the mid. Peninsula.

Other parts are covered by the network of bus lines operating frequently from north to south on well-paved roads. In contrast, bus services crossing the peninsula from east to west are limited and not very convenient because they travel over less developed roads through the Amagi Mountains that stretch far down the peninsula.

By car, Izu is easily reached either via National Highway Route 1 or Tomei Express Highway. Using Izu Skyline Parkway and the other toll roads that meander through the mountains and also link with the Fuji-Hakone area, a driving tour of the peninsula is indeed a most enjoyable one.

By Train:

From	To	By	Approx. Travel Time	Price
Tokyo	Atami	JR Tokaido Shinkansen "Kodama" / some "Hikari"	50 min. (Kodama)	¥4,270*
		JR Limited Express "Odoriko" "Super View Odoriko"	1 hr. 20 min.	¥3,870* ¥4,260
		JR Tokaido Line (Local)	1 hr. 40 min.	¥1,980
Kyoto		JR Tokaido Shinkansen "Kodama" / some "Hikari"	2 hrs. 50 min. (Kodama)	¥12,080*
Tokyo	Ito	JR Limited Express "Odoriko"*** "Super View Odoriko"***	1 hr. 40 min.	¥4,200* ¥4,590
Atami		JR Ito Line (Local)	25 min.	¥330
Tokyo	Izukyū-Shimoda	JR Limited Express "Odoriko"*** "Super View Odoriko"***	2 hrs. 30 min.	¥6,370* ¥6,760
Ito		Izukyū Line (Local train)**	1 hr.	¥1,650
Tokyo	Mishima	JR Tokaido Shinkansen "Kodama" / some "Hikari"	1 hr. (Kodama)	¥4,600*
		JR Tokaido Line (Local)	2 hrs. 10 min.	¥2,310
Kyoto		JR Tokaido Shinkansen "Kodama" / some "Hikari"	2 hrs. (Hikari)	¥11,310*
Tokyo	Shuzenji	JR Limited Express "Odoriko"***	2 hrs. 5 min.	¥4,800*
Mishima		Izu-Hakone Railway (Sunzu Line Local)**	35 min.	¥520

*Fare + express charge (with seat reservation, normal season).

**Extra charge is required on non-JR section for nationwide Japan Rail Pass holders.

Places of Interest:

EAST COAST OF IZU

ATAMI (熱海), a vast hot-spring resort with many large luxurious inns, is known for its beautiful night view.

Atami Plum Garden (熱海梅園), 15 min. by bus from Atami Sta. or 10 min. walk from Kinomiya Sta., one stop after Atami Sta. of JR Ito Line. This garden has over 470 Japanese plum trees, planted on a slope, about 44,000 sq. m in area. The trees begin to flower in December and are in full bloom in February.

MOA Museum of Art (MOA美術館), 7 min. by bus from Atami Sta. located in Messianic Hall, headquarters of the Church of World Messianity. This museum boasts a large Japanese art collection of fine woodblock prints, ceramics, gold and silver lacquer pieces, and other art pieces, many of which are National Treasures and Important Cultural Properties collected by this religious organization. Open: 9:30–16:30. Closed:

Thu. (except national holidays), Admission: ¥1,600.

For more information: <http://www.moaart.or.jp/en>

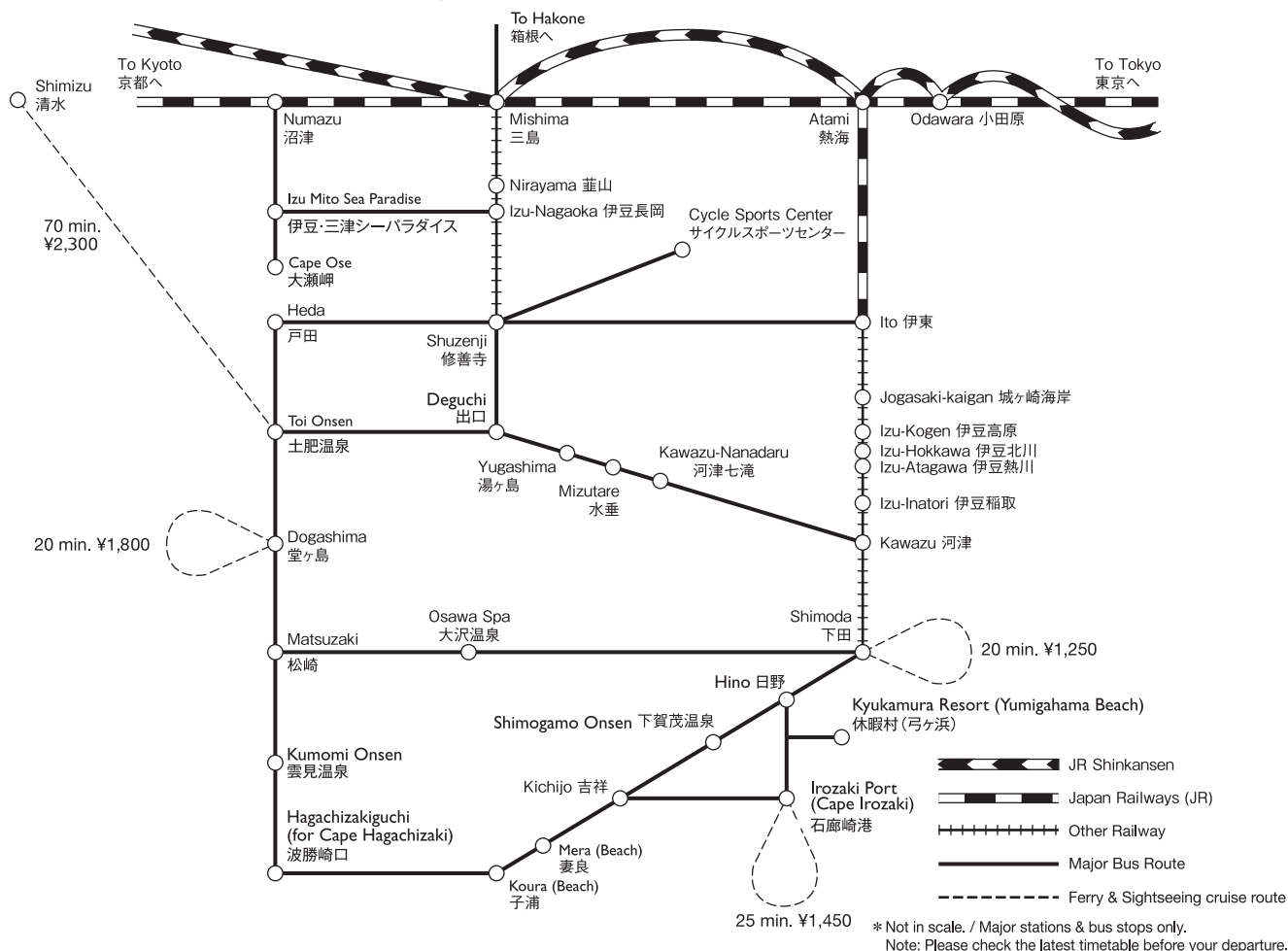
Atami Himenosawa Park (熱海姫の沢公園), 25 min. by bus from Atami Sta., built on a mountainside, looks loveliest when its azaleas, hortencias and cherry blossoms are in bloom. An artificial stream forms a waterfall and a pond as it flows along and a promenade surrounding the flower gardens.

ITO (伊東) is another large hot spring resort in Izu.

Komuroyama Park (小室山公園), 25 min. by bus from Ito Sta., was formed by a dormant volcano, 321 m in altitude, in the Amagi Mountain Range. With mountain woods and an observation platform at the summit, on a clear day the park commands a fine distant view of the Amagi and Hakone mountains and Oshima and Niijima Islands. It is famous for 100,000 azaleas in spring.

*See p. 8 for admission and opening times.

Transportation Network and Boat Routes



Lake Ipeki (一碧湖), 30 min. by bus from Ito Sta., is a gourd-shaped crater lake, 4 km in circumference. It is noted for its inverted image of the Amagi Mountains reflected on the water. The shores are counted as being among the best cherry blossom-viewing resorts on the peninsula.

Ikedada Museum of 20th Century Art (池田20世紀美術館), 30 min. by bus from Ito Sta., exhibits some 1,400 paintings and sculptures by Matisse, Picasso, Chagall, Dali and many other European masters and a number of woodblock prints. Open: 9:00–17:00 (last entry 16:30). Admission: ¥1,000. Closed: Wed. (except Jul., Aug. and New Year period) Open on holiday Wednesday.

Izu Shaboten Zoo (伊豆シャボテン動物公園), 35 min. by bus from Ito Sta., consists of a number of pyramidal greenhouses set up at the base of Mt. Omuro. The greenhouses contain a total of 1,500 species of cactus and other fleshy plants. There is a yard where peacocks, flamingos and other birds run free. Open: 9:00–17:00 (Mar.–Oct.), –16:00 (Nov.–Feb.). Admission: ¥2,400.

Jogasaki Coast (城ヶ崎海岸), a 25-min. walk from Jogasaki-Kaigan Sta., is a sawtooth coastline, about 10 km in length, formed by the lava flow from the volcanic Amagi Mountains. A marine sports park and a hiking trail are laid out along the beach.

Izu Ocean Park (伊豆海洋公園), a 10-min. bus ride from Izu-kogen Sta., is situated in the middle of Jogasaki Coast. The park has a swimming pool called “Iso (seashore) Pool,” made of natural rocks just by the sea, for children in Summer. Also, a 50-m swimming pool is provided as well as facilities for a diving training all year round. Palm trees there create a tropical atmosphere. [Iso pool] Open: 9:00–16:30 between mid Jul. and mid Aug. (the 50-m swimming pool is also OK to use in the

same time) Admission: ¥1,400. [Diving (reservation required)] Vary depending on programs.

ATAGAWA (熱川), 30 min. by Izuiky Line from Ito Sta., is known for its abundant hot spring water.

Atagawa Tropical & Alligator Garden (熱川バナナワニ園), at Atagawa Spa, respectively contains rare tropical plants, about 140 alligators and crocodiles of 17 species from many regions of the world. The abundant yield of hot spring water is utilized in heating the facilities. Open: 9:00–17:00. Admission: ¥1,800.

Izu Animal Kingdom (伊豆アニマルキングダム), 10 min. by bus from Izu-Inatori Sta., is an expansive leisure park consisting of a safari park and recreation ground. In the safari park, many species of animals and birds can be seen. Open: 9:00–17:00 (Apr.–Sep.), 9:00–16:00 (Oct.–Mar.) (latest entry 1 hr. before closing time.). Admission: ¥2,500.

SHIMODA (下田) is a historic town blessed with hot springs and natural beauty. The houses of white plastered walls retain its earlier atmosphere.

Shimoda Park (下田公園) or **Shiroyama Park** (城山公園), a 20-min. walk from Shimoda Sta., is a natural park laid out on an eminence rising near Shimoda Port. It is covered with hydrangeas, camellias and azaleas. From the observation platform one can enjoy a fine view of the port and Cape Suzaki. On the 3rd. Sat. of May, the Black Ship Festival is held on a hillside where a monument to commemorate the opening of this country to foreign interaction stands.

Mt. Nesugata (寝姿山), whose top can be reached in 3 min. by ropeway from the terminal in front of Shimoda Sta., commands a fine view of Cape Suzaki and the Izu Islands. Ropeway

fare: round-trip, ¥1,050.

Hofukuji Temple (宝福寺), a 5-min. walk from Shimoda Sta., is a temple erected for the repose of the soul of Okichi, who served as the mistress of Townsend Harris, America's first diplomatic representative to Japan. The Country Opening Memorial Hall, established as an annex to the temple, has on display a life-size image of Tojin Okichi, along with various articles left behind by her, and memorial objects associated with the opening of Shimoda Port to world trade. Open: 8:00–17:00. Admission: ¥400.

Ryosenji Temple (了仙寺), a 10-min. walk from Shimoda Sta., and its main hall served as the venue for Commodore Matthew C. Perry and the representatives of the Tokugawa Government when they arranged the Treaty of Peace and Amity. The supplementary Shimoda Treaty was signed on May 25, 1854. Open: 8:30–17:00. Admission: ¥500 for the Treasure Hall. Nearby stands **Chorakuji Temple** (長楽寺), which marked a new stage in the history of Japan's diplomacy at the end of the Tokugawa Shogunate, for the Japan-America and Japan-Russia Treaties were signed there. Open: 8:30–17:00. Admission: ¥200 for the Treasure Hall.

Shimoda History Museum (下田開国博物館), a 15-min. walk from Shimoda Sta., is Kurayashiki, a traditional building with beautiful white-check walls. It has on display valuable materials about the opening of Japan to the world at the end of the Edo Period. Open: 8:30–17:30. Admission: ¥1,200.

Shimoda Floating Aquarium (下田海中水族館), 7 min. by bus from Izukyu-Shimoda Sta., lies afloat in a cove. It is a circular structure modeled after a submarine. Here the ecology of some 240 species of fish and shellfish found in the near seas can be observed. Open: 9:00–16:30 (–17:00 on Sat. Sun. & holidays between Feb.–Oct.). Enter by 1 hr. before the closing time. Admission: ¥2,100.

Cape Tsumekizaki (爪木崎), 15 min. by bus from Shimoda Sta., is noted for its narcissus flowers which bloom from late Dec. to late Jan. There is a lighthouse and a well-laid-out walking path which leads for about 2.75 km to Cape Suzaki. The trip from Suzaki to Shimoda takes 15 min. by bus.

Shimokamo Spa (下賀茂温泉), 30 min. by bus from Shimoda Sta., is a popular overnight base for those who come to enjoy bathing in Yumigahama Beach in summer. Rich, high-temperature hot spring water is utilized to grow tropical plants and melons in the greenhouses, the town's specialty industry.

Shimokamo Tropical Garden (下賀茂熱帯植物園), at Shimokamo Spa, contains about 2,000 species of banana, pineapple, papaya and other tropical fruit trees as well as bougainvillea and other tropical plants. Open daily: 9:30–15:00. Closed: Wed. Admission: Free.

CENTRAL IZU

MISHIMA (三島) is an important gateway to central and western Izu, Mt. Fuji and the Five Lakes, Lake Ashi and Hakone area.

Mishima Taisha Shrine (三嶋大社), 5 min. by bus or a 15-min. walk from Mishima Sta., has been revered as “the first shrine of Izu.” In the vast thickly wooded precincts also stands a treasure hall which contains official documents issued by the first Kamakura shogun, along with swords and artifacts.

Rakujuen Garden (楽寿園), a 3-min. walk from Mishima Sta., is an extensive landscape garden in the stroll style, 75,000-odd sq.m in area. The building was constructed in 1890 as a country villa for Imperial Prince Komatsu. A hall containing folk crafts also stands there. Open: 9:00–17:00, –16:30 (Nov.–Mar.). Closed: Mon. and Dec. 27–Jan. 2 Admission: ¥300.

Mishima Sky Walk (三島スカイウォーク), 25min. by bus (bound for Lake Ashi) from Mishima Sta., is the longest pedestrian suspension bridge in Japan with a great view of Mt. Fuji. Open: 9:00–17:00. Admission: ¥1,100.

Yamanaka Castle Ruins Park (山中城跡公園), next 5 min. bus ride from the bridge, commands both Mt. Fuji and Suruga Bay from walking courses covering the mountain castle designated as a national historic site.

NIRAYAMA (韮山), 20 min. by Izu-Hakone Railways or 30 min. by bus from Mishima Sta., is a town full of historic sites and relics.

Egawa's Old House (江川邸), 5 min. by bus or a 15–20min. walk from Nirayama Sta., originally belonged to the Egawa family, whose heads were hereditary chief administrators of the Izu province during the Edo Period. The house, the oldest of its kind in Japan, remains as it was in bygone days. With a lovely garden encircled by a bamboo grove, the building is amply suggestive of the architectural style of the dwellings of that day. Open: 9:00–16:30 (enter by 16:15). 9:00–15:00 on Wed. Closed: 3rd Wed., Dec. 31–Jan. 1. Admission: ¥500.

IZU-NAGAOKA (伊豆長岡), 22 min. by Izu-Hakone Railways from Mishima Sta., is a nationally known hot spring town. Ryokan and hotels surround Genjiyama Hill whose top offering a nice view can be reached in 15 min. on foot. **Mt. Katsuragi** (葛城山) is another view-point, 10 min. by bus from Izu-Nagaoka Sta. A ropeway operates to the top from Izunokuni-shiyakusho-mae Bus Stop.

SHUZENJI (修善寺), 32 min. by Izu-Hakone Railways from Mishima Sta., or 1 hr. by bus from JR Ito Sta., is an old hot spring town with Kano River flowing through it.

Shuzenji Temple (修禪寺), 10 min. by bus from Shuzenji Sta., is said to have been founded in the earlier part of the Heian Period (807) by Priest Kobo-Daishi. The Treasure Hall has on display various articles associated with the Minamoto family and an old Noh mask famous for its association with the tragic story of Yoriie Minamoto as described in the popular Kabuki drama Shuzenji Monogatari written by Kido Okamoto (1872–1939) featuring the hot spring resort as the setting. The hall is open: 8:30–16:00 (Oct.–Mar.), –16:30 (Apr.–Sep.). Admission: ¥300.

Niji-no-Sato (虹の郷), 20 min. by bus from Shuzenji Sta., is a big multinational village on a hill. It consists of several small villages, such as British Village, Canadian Village and Izu Village. A miniature steam locomotive train and buses run through the villages. Open: 9:00–17:00 (Apr.–Sep.), –16:00 (Oct.– Early Dec.), 10:00–16:00 (Early Dec.–Feb.), 9:00–16:00 (Mar). Closed: Irregularly. Admission: ¥1,220.

Japan Cycle Sports Center (日本サイクルスポーツセンター), 20 min. by bus from Shuzenji Sta., is exclusively for the use of cyclists. There are courses available for cyclists of various age brackets and bicycles of all types for rent. There are facilities such as 5 km cycling courses, cycle monorail, a gymnasium and a swimming pool. A fee is charged for using each facility. IZU VELODROME is one of the cycling venues for the Tokyo 2020 Games. Open: 9:00–17:00 (Mid Jul.–Aug.); 10:00–16:00 (Dec.–Feb.); [others] 10:00–16:30 (9:30– Sat, Sun, and holidays). Closed: Thu. (except national holidays), irregularly in winter. Admission: ¥820. Closed until 2020 autumn.

Mt. Daruma (達磨山). The summit can be reached in about an hour on foot from the prefectural Darumayama Campground on the mountain side, which is 30 min. by bus from Shuzenji Sta. From the top one can enjoy a fine view of Mt. Fuji and Suruga Bay. A hiking trail offers a wonderful view of Mt. Fuji along the way.

Yugashima Spa (湯ヶ島温泉), 45 min. by bus from Shuzenji Sta., or 1 hr. by bus from Kawazu Sta., is a hot spring situated in the river valley.

Joren Falls (浄蓮の滝), 10 min. by bus from Yugashima Spa, found in the upper reaches of the Kano River (狩野川), is the most noted waterfall in Izu.

Kawazu Seven Falls (河津七滝): A 25-min. bus ride from Kawazu Sta., leads you to the area where there is a series of waterfalls in the rapids of Kawazu River. A walking path

*See p. 8 for admission and opening times.

between Mizutare (水垂) Bus Stop and Kawazu Nanadaru Bus Stop makes a good hiking tour for visiting the seven falls in 1 hr. For those who want to walk longer, there is a 5-hr. walking course via Seven Falls of Kawazu between Amagi Tunnel and Yugano, a 15-min. bus ride from Kawazu Sta.

NOTED LOCAL DISHES:

Boar Dish: Cooked and served at ryokan (Japanese-style hotels) in Amagi Hot Spring. Boar meat, boiled or roasted, and seasoned with bean paste, is eaten with mushrooms, onions, radishes and mountain herbs.

Ayu Fish Dish: Served at Ryokan in Tsukigase and Sagasawa Spas, Ayu (Sweetfish) caught in Kano River are cooked in many ways.

SOUTH COAST OF IZU

CAPE IRO (石廊崎), 40 min. by bus from Shimoda Sta., is the southernmost promontory of Izu Peninsula. It is distinguished by tall perpendicular cliffs. Irozaki Lighthouse stands on the edge. The Seven Islands of Izu can be seen away in the distance from atop the cape.

WEST COAST OF IZU

Awashima Marine Park (あわしまマリンパーク), is an artificial island in Suruga Bay, 30 min. by bus from Numazu Sta., and 3 min. by shuttle boat from the shore, boasts various recreational facilities such as an aquarium and a ceramic art experience class. Open: 9:30–17:00 (enter by 15:30). Closed irregularly. Admission: ¥1,800.

Izu-Mito Sea Paradise (伊豆三津シーパラダイス), 25 min. by bus from Izu-Nagaoka Sta., has about 370 species of fish. It features performances by dolphins and sea lions. Open: 9:00–17:00 (enter by 16:00). Admission: ¥2,200.

Cape Ose (大瀬崎), 1 hr. 20 min. by bus from Numazu Sta., is the tip of a promontory embracing Suruga Bay which is noted for its fine distant view of Mt. Fuji. Ose Shrine at the cape is dedicated to the guardian god of seafarers. The juniper grove in the area is designated as a Natural Monument.

DOGASHIMA (堂ヶ島), 1 hr. by bus from Shimoda Sta., or 2 hrs. by express bus from Mishima Sta., is noted for its cave, through the top of which the sky can be seen. A sightseeing boat going into the cave departs at least twice a day. Time required: 25-50 min. Fare: ¥1,300–2,400 (depend on route)

Recommended Hot Springs:

Hokkawa Spa: Kurone-Iwa-buro (黒根岩風呂), open-air hot spring, 15 min. walk from Izu Hokkawa Sta. on Izukyu Line. Open daily: 6:30–9:30, 13:00–23:00, (Women only: 19:00–21:00). Fee: ¥600. Temporary closure due to the typhoon.

Kawazu Spa: Odoriko Onsen-Kaikan (踊り子温泉会館), 12 min. by bus from Kawazu Sta. on Izukyu line. Get off at Odoriko-Onsen-Kaikan-mae Bus Stop. Open-air and indoor hot spring baths (separate baths for women and men). Open: 10:00–21:00. Closed: irregularly. Fee: ¥1,000 for 3 hrs.

Amagi Spa: Yunokuni-kaikan (湯の国会館), 20 min. by bus from Shuzenji Sta. on Izu-Hakone Railways. Get off at Yunokuni-Kaikan-mae Bus Stop. Indoor and open-air hot spring baths (separate baths for women and men). Open: 10:00–21:00. Closed: Wed (2nd and 4th). (The following day when Wed, falls on a national holiday) Fee: ¥880

Beaches in Izu Peninsula:

Shirahama Beach (白浜海岸), 10 min. by bus from Shimoda Sta., is claimed to be the largest and most beautiful sand beach in Izu.

Yumigahama Beach (弓ヶ浜海岸), 25 min. by bus from Shimoda Sta., is an arch-shaped seashore with white sands and a green pine grove, extending for about 1 km. The beach attracts crowds of sea bathers in summer. One of the Kyukamura hotels (National Park resort Villages of Japan) is situated there.

Major Calendar Events:

Mid Jan.–mid Mar.

Atami Ume Matsuri (Atami Plum Festival) at Atami Plum Garden. Various events are held on Sat. & Sun, and national holidays during the period.

3rd. Fri. - Sun. of May.

Kurofune Matsuri (Black Ship Festival) at Shimoda in commemoration of the first landing of Commodore Matthew C. Perry from his American squadron of ships. Various ceremonies, parades and fireworks displays.

First Sat. & Sun, of Jul.

Genji Ayame Matsuri at Izu-Nagaoka Spa, originating from prayers offered for the repose of the soul of Ayame, wife of Yorimasa Minamoto. Japanese folk dance and a parade of portable shrines carried by women.

First Sun. of Jul.

Tarai-nori Kyoso (Washtub Boat Race) at Ito Spa. Participants race by sailing down Matsukawa River for 400 m in wooden washtubs, each 1 m in diameter, and propelled with huge rice-scoop-shaped oars.

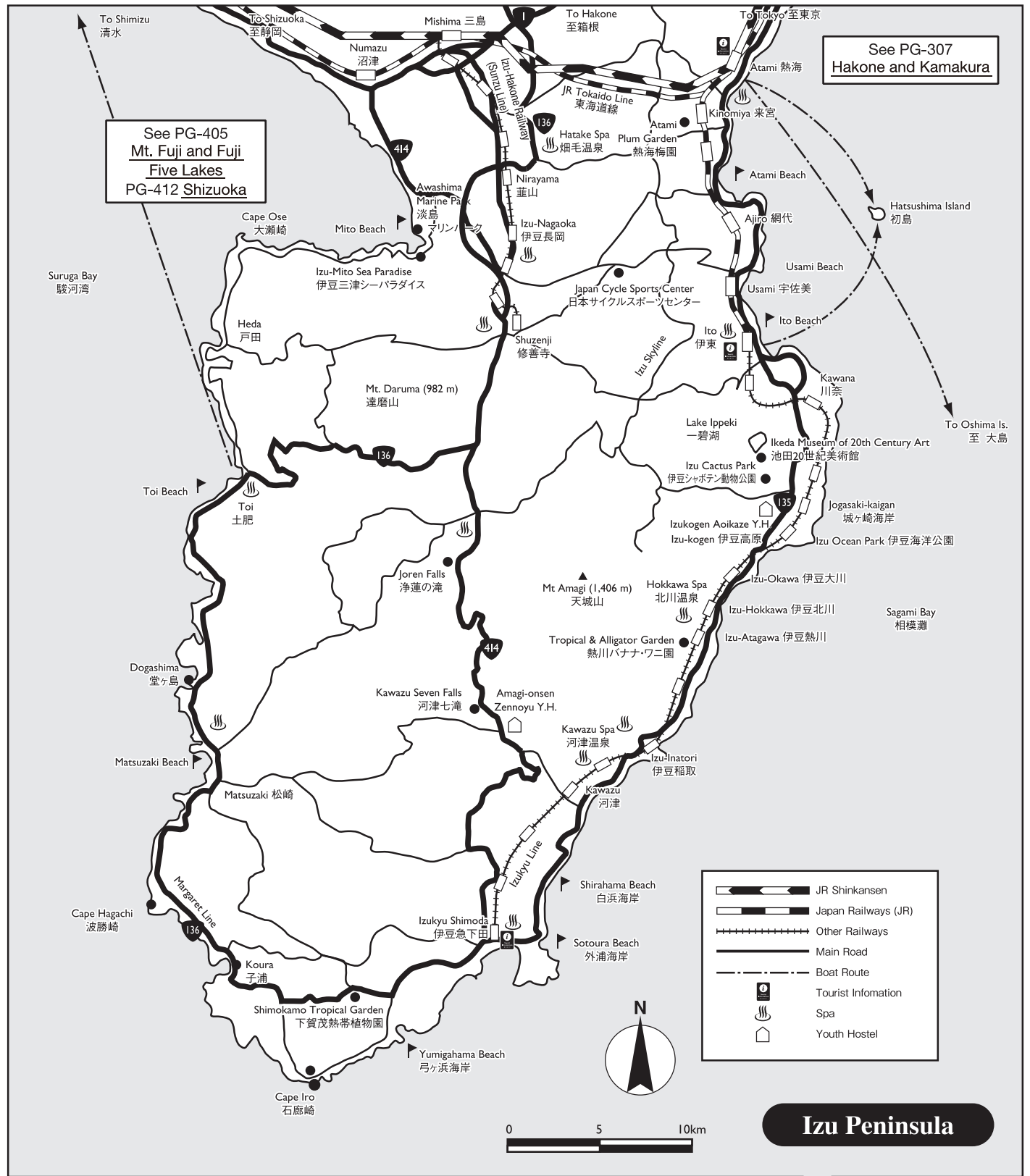
Aug. 8–10

Ito Anjin Festival at Ito Spa. William Adams (1564–1620), a naturalized British shipwright (named Anjin Miura in Japanese), contributed greatly to the development of Japanese culture. The festival is annually held to commemorate his feat of building a Western-style sailing ship, the first of its kind in Japan. Ceremonies, parades and a fireworks display.

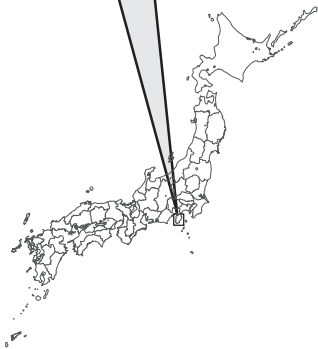
Aug. 15–17

Mishima Summer Festival (Annual Festival of Mishima Taisha Shrine) A procession of Yoritomo Minamoto, the first Kamakura shogun, and his retainers, and a parade of colorfully decorated floats. Horseback archery is performed on the 17th.

*See p. 8 for admission and opening times.



Izu Peninsula

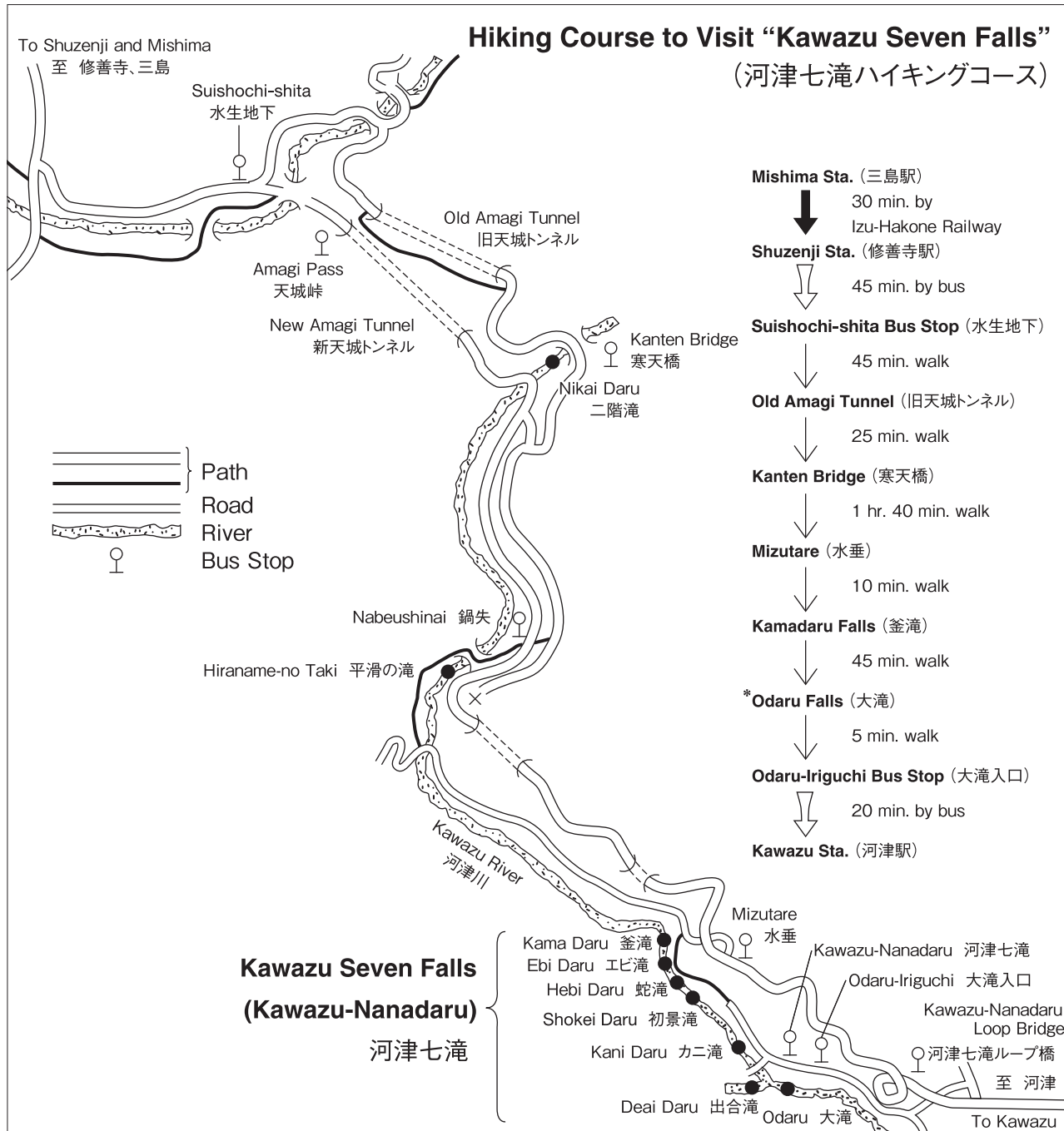


*See p. 8 for admission and opening times.

Hiking Course to Visit “Kawazu Seven Falls” (Kawazu-Nanadaru) (河津七滝ハイキングコース)

Mishima Sta. 三島駅 30 min. by Izu-Hakone Railway Shuzenji Sta. 修善寺駅 45 min. by bus Suishochi-shita Bus Stop 水生地下
 45 min. walk Old Amagi Tunnel 旧天城トンネル 25 min. walk Kanten Bridge 寒天橋 1 hr. 40 min. walk Mizutare 水垂
 10 min. walk Kamadaru Falls 釜滝 45 min. walk *Odaru Falls 大滝 5 min. walk Odaru-Iriguchi Bus Stop 大滝入口
 25 min. by bus Kawazu Sta. 河津駅

[Note] The road between Suishochi-shita and old Amagi Tunnel could be closed due to landslides and fallen trees from natural disasters.
 *See p. 8 for wild animal encounters.



Accommodations:

Name of Facility	Tel.	Fax.	Room Rate (¥)	Name of Facility	Tel.	Fax.	Room Rate (¥)
Atami:				Shuzenji:			
Hotel New Akao (R)	(0557)82-5151	(0557)83-0831	¥¥¥	Asaba Ryokan (R)	(0558)72-7000	(0558)72-7077	¥¥¥
Atami Korakuen Hotel (R)	(0557)81-0041	(0557)83-6040	¥¥¥	Arai Ryokan (R)	(0558)72-2007	(0558)72-5119	¥¥¥
Hotel Onoya (R)	(0557)82-1121	(0557)83-0026	¥¥	Kikuya Ryokan (R)	(0558)72-2000	(0558)72-2002	¥¥¥
Pension Kurotake (P)	(0557)67-1828	(0557)67-1828	¥	Sakaeso (R)	(0558)72-3434	(0558)72-3090	¥
Kanpo-no-yado Atami	(0557)83-6111	(0557)81-5381	¥¥	Kagetsuen (R)	(0558)72-2160	(0558)72-2162	¥
Matsuki Ryokan (R)	(0557)81-8268	(0557)81-1484	¥¥¥	Yugashima:			
Rizonare Atami (H)	(050)3786-0055	(098)869-3787	¥¥¥	Tatsuta Ryokan (R)	(0558)85-0511	(0558)85-1840	¥¥
Ito:				Shirakabeso (R)	(0558)85-0100	(0558)85-0726	¥¥¥
Kai Ito (R)	(050)3786-0099	(0557)37-7152	¥¥¥	Kikuya (M)	(0558)85-0057	(0558)85-0057	¥
Yokikan (R)	(0557)37-3101	(0557)36-6488	¥¥¥	Irori no Yado Sankichi (R)	(0558)85-1123	(0558)85-2139	¥¥
Seizan Yamato (R)	(0557)37-3108	(0557)32-0500	¥¥¥	Kawazu-Nanadaru:			
Koyoi (H)	(0570)064-573	-	¥¥¥	Amagiso (R)	(0558)35-7711	(0558)35-7714	¥¥¥
Otsuka (M)	(0557)48-8839	(0557)48-8748	¥	Nakaseinkyo (M)	(0558)35-7182	(0558)35-7213	¥
Pension Nova (P)	(0557)54-1453	(0557)54-3583	¥	Shakunageso (M)	(0558)35-7657	(0558)36-8014	¥
Marin Hills (H)	(0557)45-4537	(0557)45-4294	¥¥	Quality Inn Swing (R)	(0558)34-0725	(0558)34-0810	¥¥
Sanboukan (R)	(0557)37-2047	(0557)36-2607	¥¥	Amagi Onsen Zen-no-yu (Y)	(0558)35-7253	(0558)35-7258	¥¥
Okihigashi-so (M)	(0557)51-0161	(0557)51-0156	¥	Toi:			
Suzumeno-oyado (P)	(0557)51-2990	(0557)51-3879	¥¥	Hanadokei (M)	(0558)98-2786	(0558)98-2787	¥¥
Daitokan (R)	(0557)37-5166	(0557)36-7662	¥	Hirashimaso (M)	(0558)98-0392	(0558)98-2281	¥
Izukogen Aoikaze (Y)	(0557)51-3785	(0557)51-2421	¥	Fukujuso (M)	(0558)99-0234	(0558)99-0364	¥
Suihouen (R)	(0557)37-5145	(0557)36-7979	¥	Dogashima:			
Jogasaki Kawakami (P)	(0557)51-3683	(0557)51-6707	¥¥	Dogashima Akuyu Sanshiro (R)	(0558)52-0346	(0558)52-0434	¥¥¥
Kusakabe (P)	(0557)45-0677	(0557)44-0677	¥	Dogashima New Ginsui (H)	(0558)52-2211	(0558)52-1210	¥¥¥
Marguerite (P)	(0557)54-4151	(0557)54-1850	¥¥	Dogashima Onsen Hotel (H)	(0558)52-0275	(0558)52-1614	¥¥¥
Atagawa:				Kagoya (R)	(0558)52-0069	(0558)52-2711	¥¥
Hotel Katara (H)	(0557)23-2222	(0557)23-2003	¥¥¥	Seaside Dogashima (M)	(0558)52-0117	(0558)52-0157	¥¥
Rinsenaku (R)	(0557)23-1200	(0557)23-1577	¥¥	Inabaso (M)	(0558)52-0341	(0558)52-1316	¥
Shimoda:				Tacco Izu Blue (P)	(0558)52-0154	-	¥
Shimoda Tokyu Hotel (H)	(0558)22-2411	(0558)22-4970	¥¥¥	Matsuzaki:			
Shimoda Prince Hotel (H)	(0558)22-2111	(0558)22-7584	¥¥¥	Toyosaki Hotel (H)	(0558)42-0070	(0558)42-2628	¥¥
Yamatokan	(0558)22-1000	(0558)22-2940	¥¥¥	Robatakan (R)	(0558)42-3070	(0558)42-3073	¥¥
Pension Nonaka (P)	(0558)22-6921	(0558)22-6921	¥¥	Remarks:			
Kiemon-so (M)	(0558)22-5225	(0558)22-5236	¥	Rate per person.			
Takahamaso (M)	(0558)22-4045	-	¥	H = Hotel			
Ernest House (P)	(0558)22-5880	(0558)23-3906	¥	R = Ryokan			
Shimoda Bay Kuroshio (R)	(0558)27-2111	(0558)27-2115	¥¥	BH = Business Hotel			
Shimokamo:				Y = Youth Hostel			
Nanraku (R)	(0558)62-0171	(0558)62-1001	¥¥¥	M = Minshuku (family-run inn)			
Yumigahama:				P = Pension			
Tokiichiyu (R)	(0558)62-5151	(0558)62-5000	¥¥¥	¥¥¥ = more than 15,000 yen			
Mishima:				¥¥ = 8,001 yen – 15,000 yen			
Mishima Plaza Hotel (BH)	(055)972-2121	(055)972-2123	¥¥	¥ = 8,000 yen or less			
Toyoko Inn Fujisan-Mishimaeki (BH)	(055)980-1045	(055)980-1047	¥	* Standard basis rate (no meals, taxes included)			
Izu-Nagaoka:							
Izumiso (R)	(055)948-1235	(055)947-2099	¥¥				
Ebisuya (R)	(055)948-1541	(055)948-2009	¥¥				
Sunvalley Annex (H)	(055)948-3800	(055)947-0397	¥				
Nanzanso (R)	(055)948-0601	(055)947-0601	¥				
Azumaya (R)	(055)948-0114	(055)948-0352	¥¥				

[Good to know] Hiking / Trekking / Climbing safety:

- Most of the routes pass through habitats of bears and other wild animals.
- To ensure a safe visit for both you and the wildlife, please make an effort to prevent unwanted wild animal encounters.
- Stopping by the nearest tourist information center / a park visitor center is highly recommended to have the practical tips.

[Good to know] Admission and opening times at tourist attractions:

- Last entry to the most of attractions is 30 min. before the closing time.
- In general, if their weekly closing day (most are on Mon.) falls on a national holiday, they are open on the day and are closed on the following day after the holiday(s).
- Most are closed throughout / a part of New Year holiday period (especially Dec. 29–Jan. 3).
- Please visit the official website of each place / your nearest tourist information center for the updates.

JNTO TIC (Tourist Information Center)

TIC of Japan National Tourism Organization is your helping hand while in Japan. Its main services are providing travel information and free literature on Japan such as tourist spots, transportation, and suggesting tour itineraries, etc.

1F, Shin-Tokyo Bldg., 3-3-1 Marunouchi, Chiyoda-ku, Tokyo
100-0005 Tel. 03-3201-3331 (in Japan)
Open daily from 9:00 to 18:00 (Closed on Jan. 1)
<https://www.japan.travel/en/plan/tic/>



Goodwill Guide Groups offer tourists from overseas local tours guided in English or other languages. The guides are registered with JNTO and display the badge shown. As they are volunteers, there is no charge for their service. You are only expected to pay for their transportation, admission to tourist facilities if you visit any and their meals if you eat with them.

JNTO Website

<https://www.japan.travel/en/plan/list-of-volunteer-guides/>



Japan Official Travel App






**TOURIST INFORMATION
in the area****Atami Tourist Information (JR Atami Sta.):**

1F Lusca Atami Bldg., 11-1 Tawahon-cho, Atami city, Shizuoka
Hours: 9:00-17:00

*Opening hours may be subject to change without notice.

Atami City Tourism Association:

Rainbow deck in Shinsui park, 20 min. walk from JR Atami Sta.

2018-8 Nagisa-cho, Atami city, Shizuoka

Hours: 9:00-17:00, -17:30 (Apr. - Sep.), 10:00-16:00 (Dec. 29 - Jan. 3)
Tel. (0557) 85-2222

Ito city Tourist Information (Ito Sta.):

1-8-3 Yukawa, Ito city, Shizuoka

Hours: 9:00-17:00

Tel. (0557) 37-6105

Kawazu Tourist Association:

8 min. walk from Kawazu Sta. 72-12 Sasahara, Kawazu-cho, Kamogun, Shizuoka

Hours: 8:30-17:30

Tel. (0558)32-0290

Mishima Tourist Information Center (Mishima Sta.):

16-1 Ichiban-cho, Mishima city, Shizuoka

Hours: 9:00-17:00

Tel. (055) 946-6900

Izu city Tourist Information (Shuzenji Sta.):

631-7 Kashiwakubo, Izu city, Shizuoka

Hours: 9:00-17:15

Tel. (0558) 99-9501

Shimoda Tourist Association:

10 min. walk from Izukyu-Shimoda Sta. 1-1 Sotogaoka, Shimoda city, Shizuoka

Hours: 9:00-17:00

Tel. (0558) 22-1531

**To find
other Tourist Information Centers,
visit <https://tic.jnto.go.jp/>**



JNTO Website: <https://www.jnto.go.jp>

All information, including transportation schedules, fares, prices and accommodation charges which is contained in this leaflet is based on data as of November 2019, and is subject to change without notice. While every effort is made to ensure the accuracy of all information, regrettably errors do occasionally occur. Therefore, you should check with organizations concerned for updated and accurate information on your chosen destination. JNTO shall not be liable for any loss or damage of whatever nature that may arise as a result, directly or indirectly, from the use of any of the information or material contained in this leaflet.

© 2019 Japan National Tourism Organization. All rights reserved. Reproduction in whole or in part without written permission is prohibited.

Printed in Japan